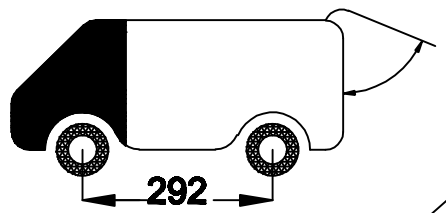




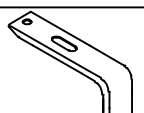
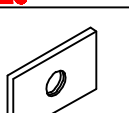

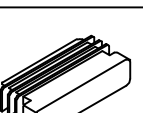
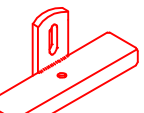







Citroën Jumpy TYPE XS 2016
Peugeot Expert COMPACT 2016
Toyota Pro Ace COMPACT 2016

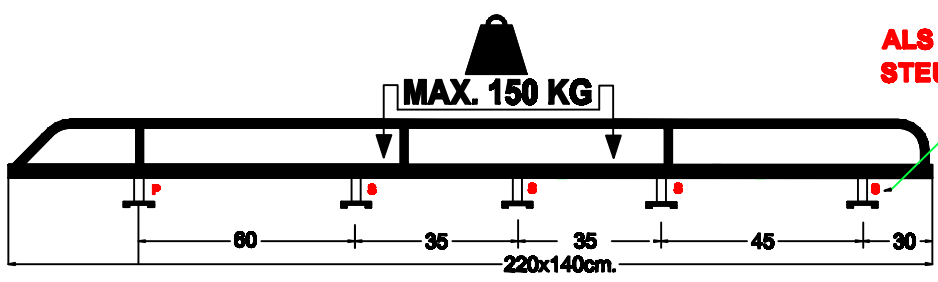


220x140cm. L2 H1

 8x	 32	 8x	 1x
 2x	 32x	 8x	 10x
 8x	 20x	 8x	
 40x	 32x	 8x	



-Bij onduidelijkheden raadpleeg uw leverancier!
 -Might this not be clear, please contact your supplier!
 -Bei eventuellen Unklarheiten, bitten wir Sie mit Ihrem Lieferanten Kontakt aufzunehmen!
 -Pour plus de renseignements consultez votre fournisseur!

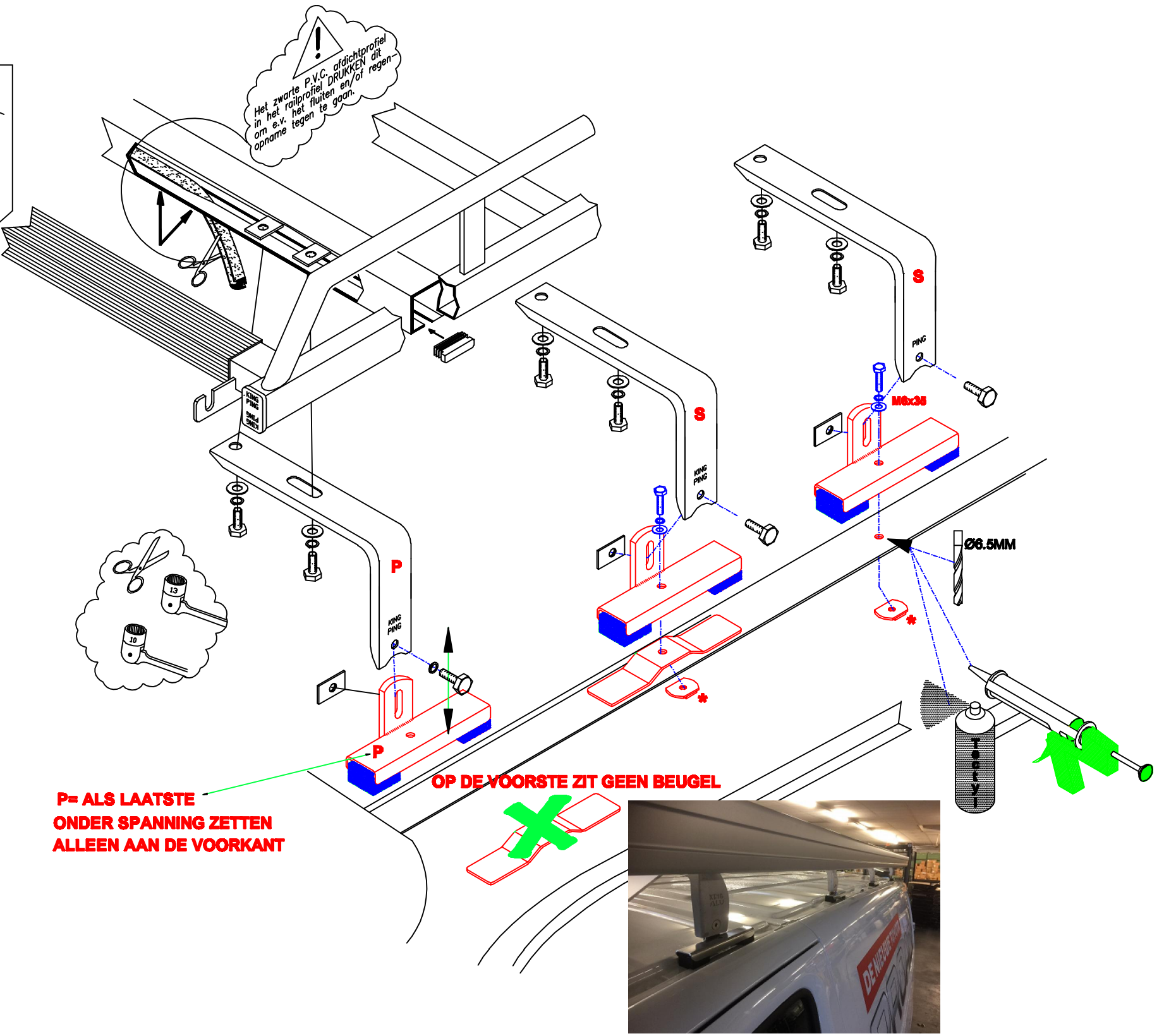



**ALS EERSTE ACHTERSTE
 STEUN VAST ZETTEN**

**P= ALS LAATSTE
 ONDER SPANNING ZETTEN
 ALLEEN AAN DE VOORKANT**

OP DE VOORSTE ZIT GEEN BEUGEL

Het zwarte P.V.C. afdichtprofiel in het railprofiel DRUKKEN dit om e.v. het fluiten en/of regenopname tegen te gaan.



228 PEL1H1K / CJL1H1K / TPL1H1K 06/2017