



BASIC SWITCH FOR POSITION SWITCH 3SE51, METAL ENCLOSURE, ACC. TO EN50041 DEVICE CONNECTION 1X (M20X1.5) 1NO/2NC SNAP-ACTION CONTACTS W/O ACTUATOR HEAD

Product designation		basic switch for standard position switches
<b>Manufacturer article number</b>		
<ul style="list-style-type: none"> <li>• of the supplied basic switch</li> <li>• of the supplied switching contacts</li> <li>• of the supplied empty enclosure with cover</li> </ul>		<a href="#">3SE5112-0LA00</a> <a href="#">3SE5000-0LA00</a> <a href="#">3SE5112-0AA00</a>

General technical data:

<b>Product function</b>		
<ul style="list-style-type: none"> <li>• positive opening</li> </ul>		Yes
<b>Insulation voltage</b>		
<ul style="list-style-type: none"> <li>• Rated value</li> </ul>	V	400
<b>Degree of pollution</b>		class 3
<b>Shock resistance</b>		30g / 11 ms
<b>Vibration resistance</b>		0.35 mm / 5g
<b>Surge voltage resistance Rated value</b>	kV	6
<b>Mechanical service life (switching cycles)</b>		
<ul style="list-style-type: none"> <li>• typical</li> </ul>		15 000 000
<b>Electrical endurance (switching cycles)</b>		
<ul style="list-style-type: none"> <li>• at AC-15 at 230 V typical</li> </ul>		100 000
<b>Electrical endurance (switching cycles) with contactor 3RH11, 3RT1016, 3RT1017, 3RT1024, 3RT1025, 3RT1026 typical</b>		10 000 000
<b>Electrical operating cycles in one hour with contactor 3RH11, 3RT1016, 3RT1017, 3RT1024, 3RT1025, 3RT1026</b>		6 000
<b>Thermal current</b>	A	6
<b>Protection class IP</b>		IP66/IP67

<b>Equipment marking</b>		
• acc. to DIN EN 61346-2		B
• acc. to DIN EN 81346-2		B
<b>Active principle</b>		mechanical
<b>Repeat accuracy</b>	mm	0.05
Explosion protection category for dust		none
Explosion protection category for gas		none
Minimum actuating force in activation direction	N	20
<b>Operating current at AC-15</b>		
• at 230 V Rated value	A	1.5
• at 400 V Rated value	A	4
<b>Operating current</b>		
• at DC-13 at 125 V Rated value	A	0.55
<b>Operating current</b>		
• at DC-13		
— at 24 V Rated value	A	3

#### Enclosure:

<b>Design of the housing</b>		block, narrow
<b>Material of the enclosure</b>		metal
<b>Coating of the enclosure</b>		cathodic immersion coating
<b>Design of the housing acc. to standard</b>		Yes

#### Drive Head:

<b>Design of the operating mechanism</b>		without
<b>Design of the switching function</b>		Positive opening with appropriate positive opening actuator head

#### Connections/ Terminals:

<b>Type of electrical connection</b>		screw-type terminals
<b>Type of connectable conductor cross-section</b>		
• solid		1x (0.5 ... 1.5 mm <sup>2</sup> ), 2x (0.5 ... 0.75 mm <sup>2</sup> )
• finely stranded with core end processing		1x (0.5 ... 1.5 mm <sup>2</sup> ), 2x (0.5 ... 0.75 mm <sup>2</sup> )
• finely stranded without core end processing		1x (0.5 ... 1.5 mm <sup>2</sup> ), 2x (0.5 ... 0.75 mm <sup>2</sup> )
• for AWG conductors		
— solid		1x (20 ... 16), 2x (20 ... 18)
— stranded		1x (20 ... 16), 2x (20 ... 18)

#### Mechanical data:

<b>Cable entry type</b>		1x (M20 x 1.5)
-------------------------	--	----------------

#### Communication/ Protocol:

<b>Design of the interface</b>		without
--------------------------------	--	---------

#### Ambient conditions:

<b>Ambient temperature</b>		
----------------------------	--	--





- during operation
- during storage

°C	-25 ... +85
°C	-40 ... +90

**Installation/ mounting/ dimensions:**

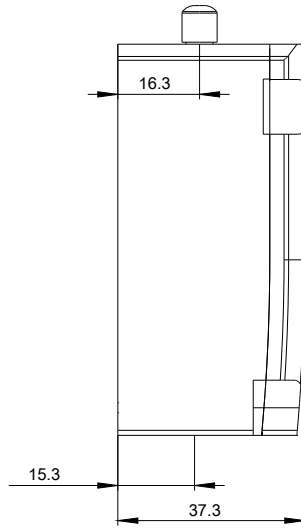
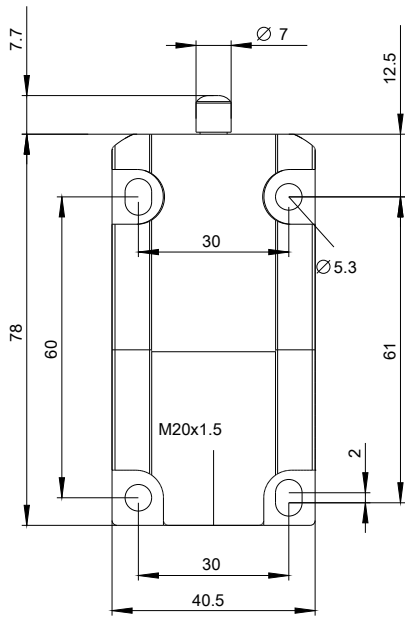
mounting position	any
Mounting type	screw fixing

**Certificates/ approvals:**

General Product Approval	Declaration of Conformity	Test Certificates	other
 CSA  UL	 EAC  EG-Konf.	<a href="#">Special Test Certificate</a>	<a href="#">Vibration Test Certificates</a>
<b>other</b>			
<a href="#">Confirmation</a>			

**Further information**

- Information- and Downloadcenter (Catalogs, Brochures,...)**  
<http://www.siemens.com/industrial-controls/catalogs>
- Industry Mall (Online ordering system)**  
<http://www.siemens.com/industrymall>
- Cax online generator**  
<http://support.automation.siemens.com/WW/CAXorder/default.aspx?lang=en&mlfb=3SE51120LA00>
- Service&Support (Manuals, Certificates, Characteristics, FAQs,...)**  
<http://support.automation.siemens.com/WW/view/en/3SE51120LA00/all>
- Image database (product images, 2D dimension drawings, 3D models, device circuit diagrams, EPLAN macros, ...)**  
[http://www.automation.siemens.com/bilddb/cax\\_de.aspx?mlfb=3SE51120LA00&lang=en](http://www.automation.siemens.com/bilddb/cax_de.aspx?mlfb=3SE51120LA00&lang=en)



last modified:

09.03.2015