

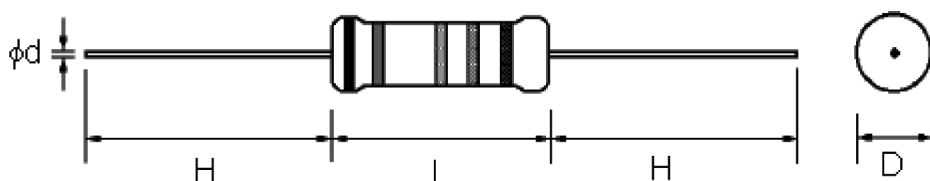
### Features:



- High safety standard, high purity ceramic core.
- Excellent non-flame coating, non-inductive type available.
- Stable performance in diverse environment, meet EIAJ-RC2655A requirements.
- Too low or too high ohmic value can be supplied on a case to case basis.

### Specifications:

Temperature coefficient	: $\pm 350$ PPM/ $^{\circ}$ C
Short-time overload	: Normal size : $\Delta R/R \leq \pm(1.0\% + 0.05\Omega)$ , with no evidence of mechanical damage Small size : $\Delta R/R \leq \pm(2.0\% + 0.05\Omega)$ , with no evidence of mechanical damage
Dielectric withstanding voltage	: No evidence of flashover, mechanical damage, arcing or insulation breakdown
Pulse overload	: Normal size : $\Delta R/R \leq \pm(2.0\% + 0.05\Omega)$ , with no evidence of mechanical damage
Terminal strength	: No evidence of mechanical damage
Resistance to soldering heat	: $\Delta R/R \leq \pm(1.0\% + 0.05\Omega)$ , with no evidence of mechanical damage
Minimum solderability	: 95% coverage
Resistance to solvent	: No deterioration of protective coating and markings
Temperature cycling	: $\Delta R/R \leq \pm(2.0\% + 0.05\Omega)$ , with no evidence of mechanical damage
Humidity (steady state)	: $\Delta R/R \leq \pm(2.0\% + 0.05\Omega)$ , with no evidence of mechanical damage
Load life in humidity	: $\Delta R/R \leq \pm 5\%$ for 100K $\Omega$ ; 10% for $\geq \pm 100$ k $\Omega$
Load life	: $\Delta R/R \leq \pm 5\%$ for 100K $\Omega$ ; 10% for $\geq \pm 100$ k $\Omega$
Non-Flame	: No evidence of flaming or arcing



Type	Style	Power Rating at 70 $^{\circ}$ C (W)	Dimension			
			D Max.	L Max.	H $\pm 3$	d $\pm 0.05$
MOR0S2	MOR-50-S	0.5	2.5	7.5	28	0.54
MOR01S	MOR-100-S	1	3.5	10	28	0.54
MOR03S	MOR-300-S	3	5.5	16	28	0.7
MOR07W	MOR-700	7	8.5	32	38	0.75

Dimensions : Millimetres

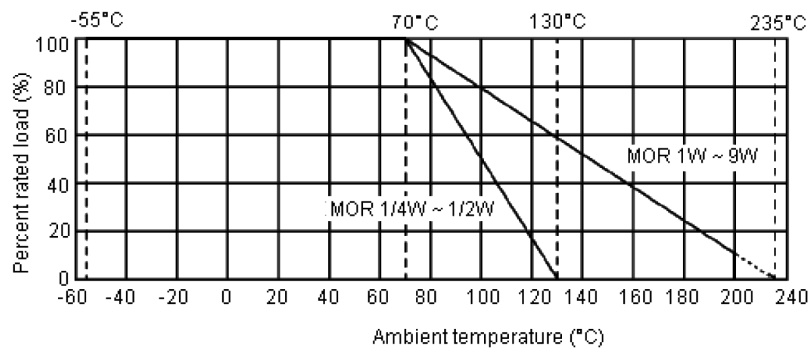
## Power Rating

Style	Max. Working Voltage (V)	Max. Overload Voltage (V)	Dielectric Withstanding Voltage (V)	Resistance Range ( $\Omega$ )
MOR-50-S	250	400	250	0.3K to 50K
MOR-100-S	350	600	350	
MOR-300-S				
MOR-700	750	1,000	750	20K to 150K

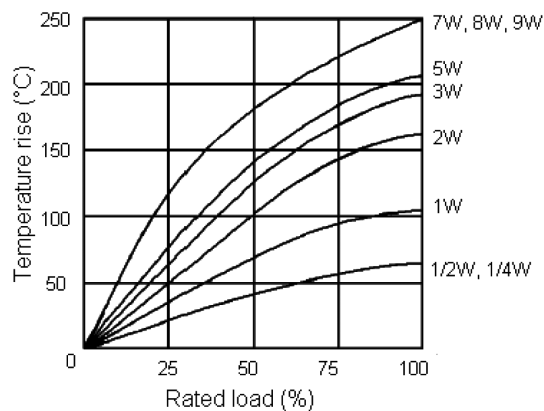
### Note:

- Standard E-24 series values in  $\pm 5\%$  tolerance
- Standard grey base colour for normal size product; sea blue color for small size product
- Standard Non-flammable coating
- Non-Inductive type available on a case to case basis

## Derating Curve



## Heat Rise Chart



## Resistance Preferred Value Range

E6	E12	E24	E96	E6	E12	E24	E96	E6	E12	E24	E96
10	10	10	10				21.5				46.4
			10.2	22	22	22	22.1	47	47	47	47.5
			10.5				22.6				48.7
			10.7				23.2				49.9
		11	11				23.7			51	51.1
			11.3			24	24.3				52.3
			11.5				24.9				53.6
			11.8				25.5				54.9
	12	12	12.1				26.1		56	56	56.2
			12.4				27.7				57.6
			12.7		27	27	27.4				59
		13	13				28				60.4
			13.3				28.7			62	61.9
			13.7				29.4				63.4
			14			30	30.1				64.9
			14.3				30.9				66.5
			14.7				31.6	68	68	68	68.1
15	15	15	15				32.4				69.8
			15.4	33	33	33	33.2				71.5
			15.8				34				73.2
		16	16.2				34.8			75	75
			16.5				35.7				76.8
			16.9			36	36.5				78.7
			17.4				37.4				80.6
			17.8				38.3		82	82	82.5
	18	18	18.2		39	39	39.2				84.5
			18.7				40.2				86.6
			19.1				41.2				88.7
			19.6				42.2			91	90.9
		20	20			43	43.2				93.1
			20.5				44.2				95.3
			21				45.3				97.6

Above values in accordance with IEC Publication 63 (1963) and BS2488

## Multiplier Code (for 5% Marking)

Code	A	B	C	D	E	F	G	H	X	Y	Z
Multiplier	10 <sup>0</sup>	10 <sup>1</sup>	10 <sup>2</sup>	10 <sup>3</sup>	10 <sup>4</sup>	10 <sup>5</sup>	10 <sup>6</sup>	10 <sup>7</sup>	10 <sup>-1</sup>	10 <sup>-2</sup>	10 <sup>-3</sup>

## Standard E-96 Series Resistance Value Code (for 5% Marking)

Value	Code	Value	Code	Value	Code	Value	Code	Value	Code
100	01	162	21	261	41	422	61	681	81
102	02	165	22	267	42	432	62	698	82
105	03	169	23	274	43	442	63	715	83
107	04	174	24	280	44	453	64	732	84
110	05	178	25	287	45	464	65	750	85
113	06	182	26	294	46	475	66	768	86
115	07	187	27	301	47	487	67	787	87
118	08	191	28	309	48	499	68	806	88
121	09	196	29	316	49	511	69	825	89
124	10	200	30	324	50	523	70	845	90
127	11	205	31	332	51	536	71	866	91
130	12	210	32	340	52	549	72	887	92
133	13	215	33	348	53	562	73	909	93
137	14	221	34	357	54	576	74	931	94
140	15	226	35	365	55	590	75	953	95
143	16	232	36	374	56	604	76	976	96
147	17	237	37	383	57	619	77	-	-
150	18	243	38	392	58	634	78	-	-
154	19	249	39	402	59	649	79	-	-
158	20	255	40	412	60	665	80	-	-

## Part Number Table

Description	Resistance Value	Part Number
Resistor	10R	MOR0S2J0100A50
	15R	MOR0S2J0150A50
	22R	MOR0S2J0220A50
	33R	MOR0S2J0330A50
	47R	MOR0S2J0470A50
	68R	MOR0S2J0680A50
	100R	MOR0S2J0101A50
	150R	MOR0S2J0151A50
	220R	MOR0S2J0221A50
	330R	MOR0S2J0331A50
	470R	MOR0S2J0471A50
	680R	MOR0S2J0681A50
	1K	MOR0S2J0102A50
	1K5	MOR0S2J0152A50
	2K2	MOR0S2J0222A50
	3K3	MOR0S2J0332A50
	4K7	MOR0S2J0472A50
	6K8	MOR0S2J0682A50
	10K	MOR0S2J0103A50
	15K	MOR0S2J0153A50
	22K	MOR0S2J0223A50
	33K	MOR0S2J0333A50
	47K	MOR0S2J0473A50
	10R	MOR01SJ0100A10
	15R	MOR01SJ0150A10
	22R	MOR01SJ0220A10
	33R	MOR01SJ0330A10
	47R	MOR01SJ0470A10
	68R	MOR01SJ0680A10
	100R	MOR01SJ0101A10
	150R	MOR01SJ0151A10
	220R	MOR01SJ0221A10
	330R	MOR01SJ0331A10
470R	MOR01SJ0471A10	
680R	MOR01SJ0681A10	

Description	Resistance Value	Part Number
Resistor	1K	MOR01SJ0102A10
	1K5	MOR01SJ0152A10
	2K2	MOR01SJ0222A10
	3K3	MOR01SJ0332A10
	4K7	MOR01SJ0472A10
	6K8	MOR01SJ0682A10
	10K	MOR01SJ0103A10
	15K	MOR01SJ0153A10
	22K	MOR01SJ0223A10
	33K	MOR01SJ0333A10
	47K	MOR01SJ0473A10
	10R	MOR03SJ0100A10
	15R	MOR03SJ0150A10
	22R	MOR03SJ0220A10
	33R	MOR03SJ0330A10
	47R	MOR03SJ0470A10
	68R	MOR03SJ0680A10
	100R	MOR03SJ0101A10
	150R	MOR03SJ0151A10
	220R	MOR03SJ0221A10
	330R	MOR03SJ0331A10
	470R	MOR03SJ0471A10
	680R	MOR03SJ0681A10
	1K	MOR03SJ0102A10
	1K5	MOR03SJ0152A10
	2K2	MOR03SJ0222A10
	3K3	MOR03SJ0332A10
	4K7	MOR03SJ0472A10
	6K8	MOR03SJ0682A10
	10K	MOR03SJ0103A10
	15K	MOR03SJ0153A10
	22K	MOR03SJ0223A10
	33K	MOR03SJ0333A10
47K	MOR03SJ0473A10	
22R	MOR07WJ0220B09	

Description	Resistance Value	Part Number
Resistor	33R	MOR07WJ0330B09
	47R	MOR07WJ0470B09
	68R	MOR07WJ0680B09
	100R	MOR07WJ0101B09
	150R	MOR07WJ0151B09
	220R	MOR07WJ0221B09
	330R	MOR07WJ0331B09
	470R	MOR07WJ0471B09
	680R	MOR07WJ0681B09
	1K	MOR07WJ0102B09
	1K5	MOR07WJ0152B09
	2K2	MOR07WJ0222B09
	3K3	MOR07WJ0332B09
	4K7	MOR07WJ0472B09
	6K8	MOR07WJ0682B09
	10K	MOR07WJ0103B09
	15K	MOR07WJ0153B09
	22K	MOR07WJ0223B09
	33K	MOR07WJ0333B09
	47K	MOR07WJ0473B09
68K	MOR07WJ0683B09	
100K	MOR07WJ0104B09	
3K3	MOR03SJ0332A10	

**Important Notice :** This data sheet and its contents (the "Information") belong to the members of the AVNET group of companies (the "Group") or are licensed to it. No licence is granted for the use of it other than for information purposes in connection with the products to which it relates. No licence of any intellectual property rights is granted. The Information is subject to change without notice and replaces all data sheets previously supplied. The Information supplied is believed to be accurate but the Group assumes no responsibility for its accuracy or completeness, any error in or omission from it or for any use made of it. Users of this data sheet should check for themselves the Information and the suitability of the products for their purpose and not make any assumptions based on information included or omitted. Liability for loss or damage resulting from any reliance on the Information or use of it (including liability resulting from negligence or where the Group was aware of the possibility of such loss or damage arising) is excluded. This will not operate to limit or restrict the Group's liability for death or personal injury resulting from its negligence. Multicomp Pro is the registered trademark of Premier Farnell Limited 2019.