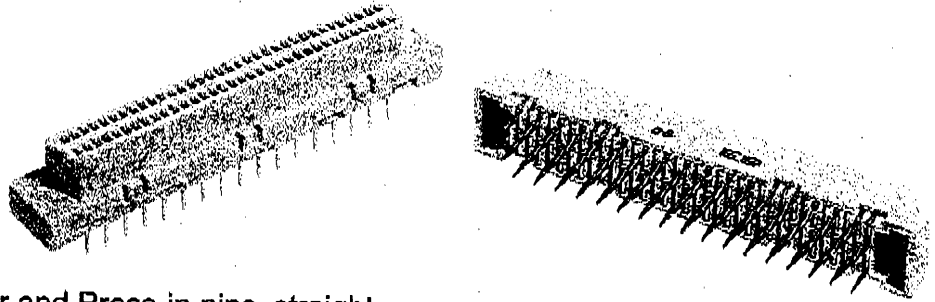


Number of contacts

68



Female connector solder and Press-in pins, straight

Identification

Female connector with straight pins

No. of contacts



Solder

60 05 068 5100

Part No.

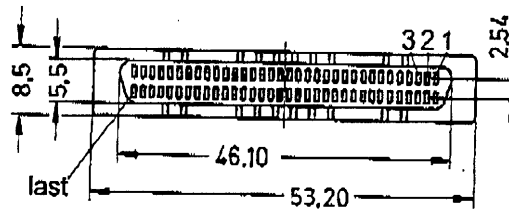
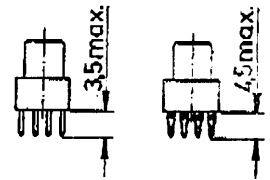
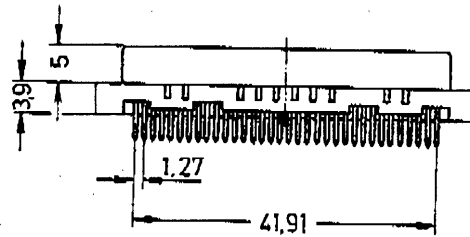
Press-in

60 05 068 5322

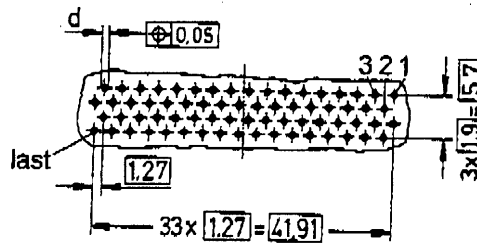
Female connector

Solder

Press-in



Board drillings
(Components side)



	d
Solder	0.8 ^{+0.07} _{-0.05} mm
Press-in	0.6 ^{+0.07} _{-0.05} mm

Press-in recommended characteristics finished hole	Ø 0.6 ^{+0.07} _{-0.05} mm
Drilled hole size	Ø 0.71 / 0.74 mm
Cu	30-60 µm
Sn	5-20 µm
Board thickness	1.6-3.2 mm

Note: LCP moulding material is compatible with SMC reflow process.

Tools see page 40

Dimensions in mm