

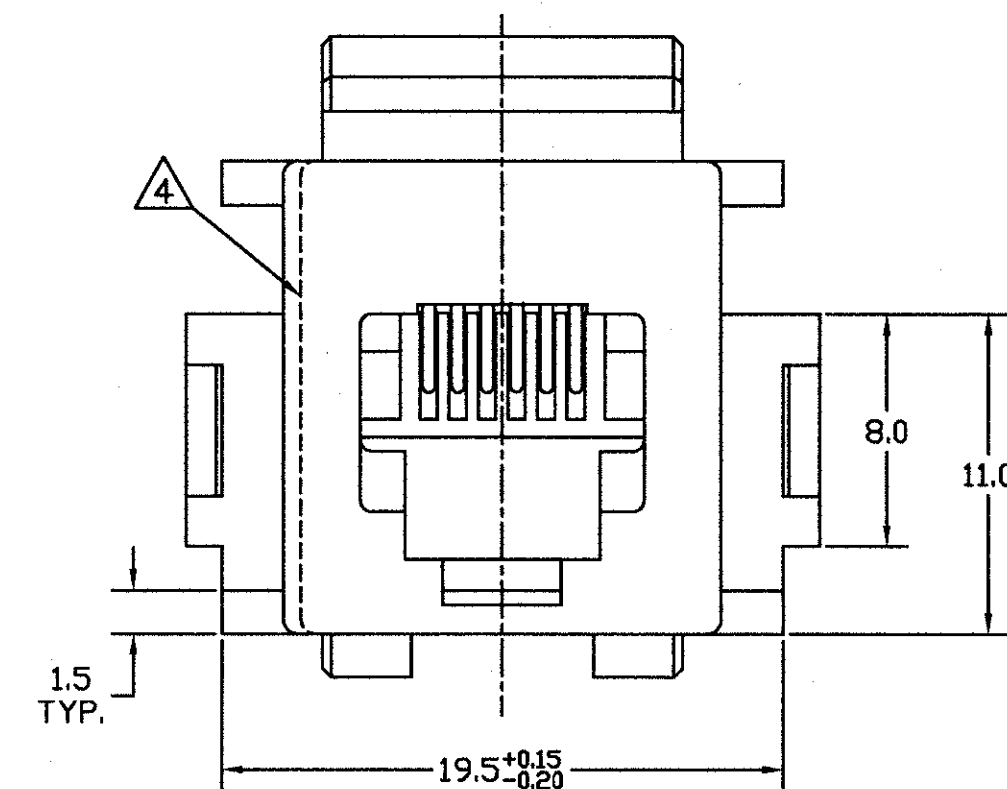
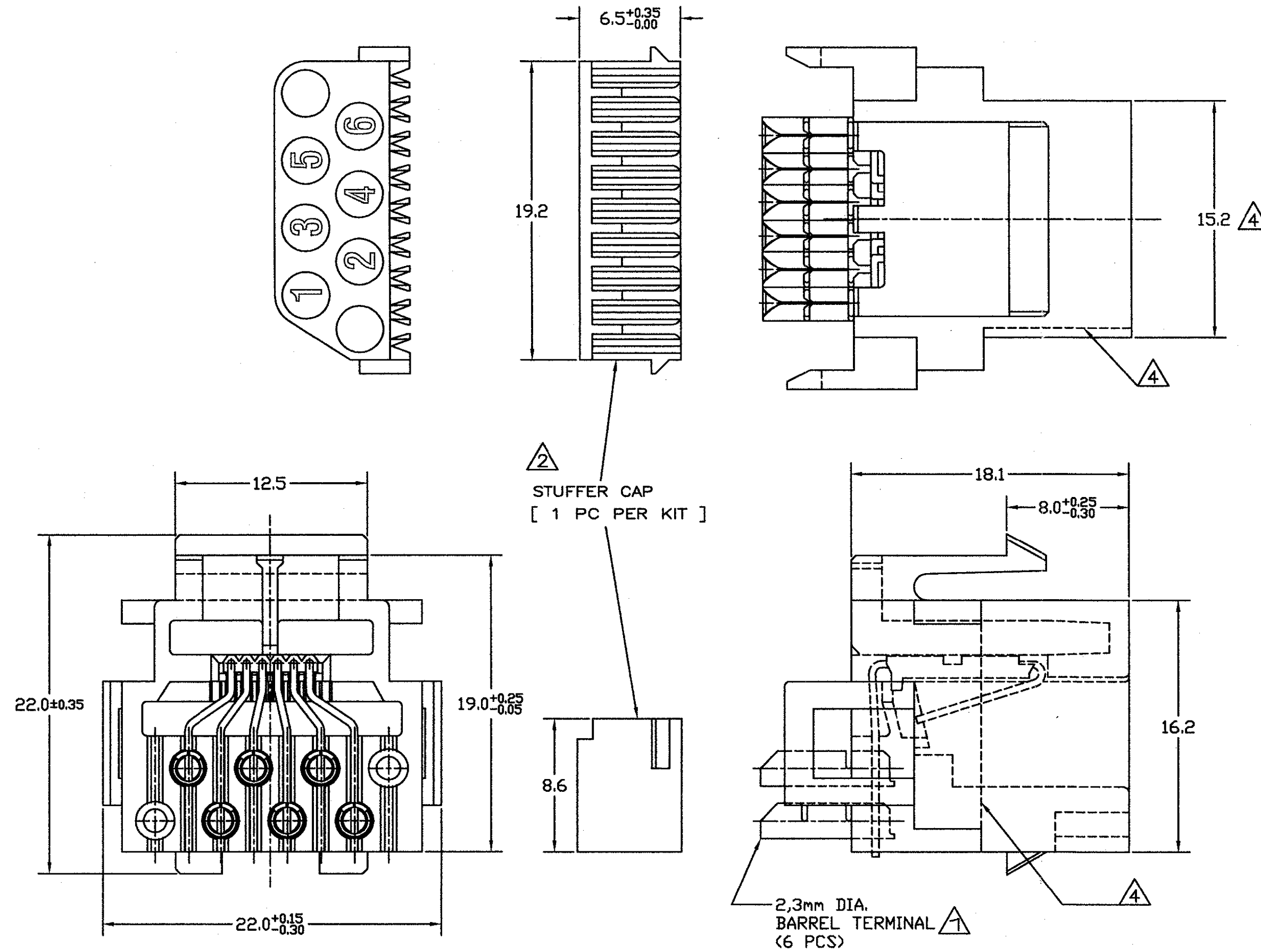
DO NOT SCALE
DIMENSIONS IN mm

METRIC

THIRD ANGLE
PROJECTION

NOTES:

- △ BARREL TERMINALS WILL ACCEPT ONE OR TWO WIRES OF THE SAME SIZE PER TERMINAL.
WIRE SIZE FOR SOLID AND STRANDED WIRES:
0,12 mm² (26 AWG)–0,35 mm² (22 AWG).
MAXIMUM INSULATION DIA. 1,2 mm.
- △ 2 STUFFER CAP IS SHIPPED NOT ASSEMBLED.
- △ 3 MATERIALS: STUFFER CAP – A.B.S. UL 94HB
BARREL TERMINALS – PHOS.BRONZE, PRE-TINPLATED.
CONTACTS – PHOS.BRONZE, PLATED 1,25
SELECTIVE GOLD OVER 1,25
HOUSING – PBT, UL 94HB
- △ 4 FOR 216000-2 DIMENSION 15,2 IS 14,6 ,
CORRESPONDING WITH THE MARKED DASH LINES
- △ 5 NO STUFFER CAP INCLUDED

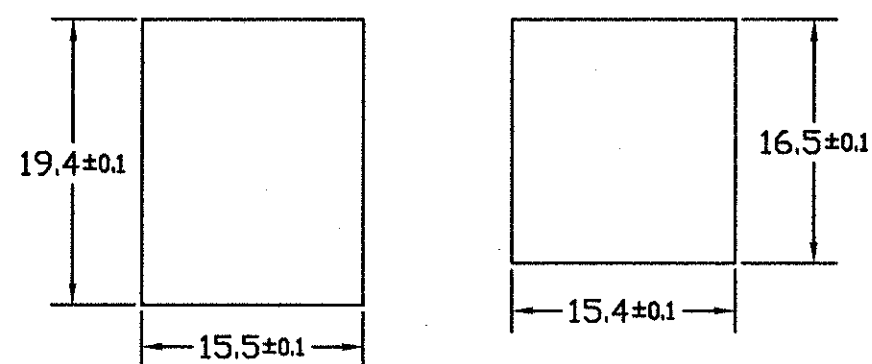


SUGGESTED PANEL CUTOUT DIMENSIONS

SCALE 2 : 1

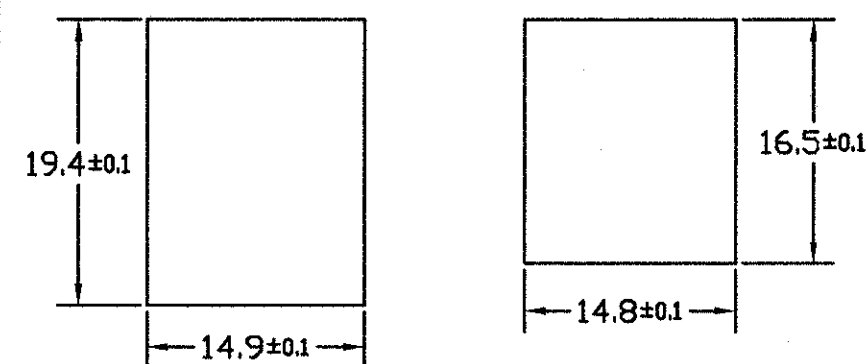
X-216000-1

X-216000-2, -3 AND -5



CUTOUT FOR
BACK PANEL
MOUNTING

CUTOUT FOR
FRONT PANEL
MOUNTING



CUTOUT FOR
BACK PANEL
MOUNTING

CUTOUT FOR
FRONT PANEL
MOUNTING

PANEL THICKNESS: 1,6 mm NOMINAL

TOLERANCE: ±0,15 UNLESS SPECIFIED OTHERWISE

500 PCS. IN A BOX		SEE NOTE △ 3		HOUSING COLOR: BLACK SEE NOTE △ 3		△ 5 9-216000-3 216000-2 216000-1	
PACKAGING		FINISH		MATERIAL		PARTNUMBER	
R EHO1-0880-03		PW PG		25 JUL 03		CUSTOMER DRAWING FOR REFERENCE ONLY WILL NOT BE UPDATED	
P SR10-0119-01		KV KV		23 APR 01		© COPYRIGHT 19 BY AMP HOLLAND B.V. ALL INTERNATIONAL RIGHTS RESERVED.AMP PRODUCTS MAY BE COVERED BY U.S. AND FOREIGN AND/OR PATENTS PENDING. THIS DRAWING IS UNPUBLISHED RELEASED FOR PUBLICATION	
N1 SR10-0048-01		KV KV		09 FEB 01		Tyco Electronics Corporation Oostkamp - BELGIUM	
N H-8262		J.T. J.T.		10 OCT 94		NAME	
M H-8262		J.T. J.T.		22 OCT 93		TOOLLESS MODULAR JACK KIT	
L H-8262		J.T. J.T.		16 JUN 93		6 POS., FOR DISCRETE WIRES	
LTR. REVISION RECORD		DR. CHK. DATE		DWG.No.		REV.LTR. SHEET	
DR.: J.V.LIEMPT		CHK.: W.BRUMMANS		APP.: L. v. SOEST		C-216000	
DATE: 21 JAN 91		DATE:		DATE: 12 OCT 94		R 1 OF 1	

11

10

9

8

7

6

5

4

3

2

1

A2