

Terminal block UT

Article description	UT 2,5 *
Article no.	3044076 *
EC-TYPE EXAMINATION / IECEX-CERTIFICATE	KEMA 04ATEX2048 U * IECEX KEM 06.0027 U *
Marking	Ex e II KEMA 04ATEX2048 U IECEX KEM 06.0027 U
Assembly on mounting rails	NS 35 acc. to EN 60715-TH 35
Stripping length	9 mm
Torque	0,6 - 0,8 Nm
Assembly instructions	See page 2
Operating temperature range	-50 °C ... +110 °C



Technical data according to EN 60079-7 (increased safety „e“)

Rated insulation voltage	630 V	
Rated voltage	690 V	
Nominal current	22 A	
Max. rated current	28 A	

Connection capacity

Rated cross-section	2,5 mm ²	AWG 14
Max. conductor cross-section	4 mm ²	AWG 12
Connectable conductor cross-section	0,14 - 4 mm ² rigid 0,14 - 2,5 mm ² flexible	AWG 26 - 12 AWG 26 - 14

Multi-conductor connection (2 conductors of the same cross-section)

Rigid / flexible	0,14 - 1,5 mm ²	AWG 26 - 16
------------------	----------------------------	-------------

Data of insulation material

Description	PA 6.6	
Creep resistance acc. to IEC 60112 / material group	CTI 600 / I	

Accessories

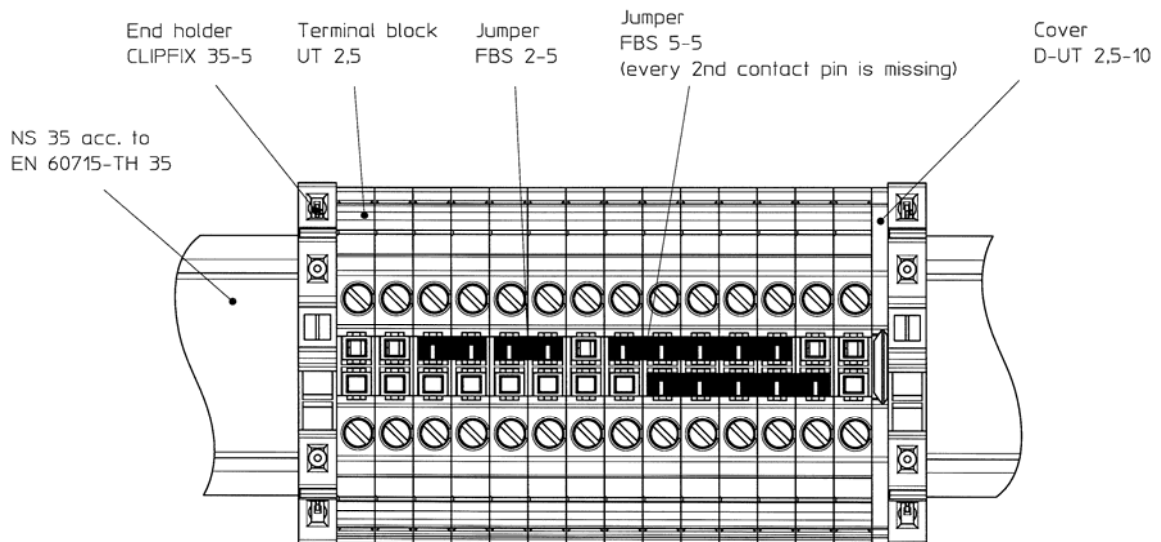
	Description	Article no.	
Cover	D-UT 2,5-10	3047028	
Jumper	FBS 2-5	3030161	Max. 21 A / 2,5 mm ²
	FBS 3-5	3030174	
	FBS 4-5	3030187	
	FBS 5-5	3030190	
	FBS 10-5	3030213	
	FBS 20-5	3030226	

* valid for colour variants

Important assembly instructions – increased safety „e“

When assembling with other certified series and sizes of terminal blocks and using belonging accessories, the required creepage distances and clearances have to be observed.

When using the jumpers to achieve a skipped bridging the rated voltage is reduced to 352 V.




Operational instructions – Intrinsic safety “i”


EN 60079-14 Clause 12 describes modular terminal blocks as simple apparatus when used in intrinsically-safe circuits. Testing by a notified body and marking is not required. If terminal blocks be identifiable as part of an intrinsically circuit are marked by a colour, the colour used shall be **light blue**.


Testing for compliance to intrinsically safe requirements including clearance, creepage, and solid insulation distances specified in EN 60079-0 (EN 50014) and EN 60079-11 (EN 50020) have been performed for circuits up to **60 V**.

Compliance with distance requirements of EN 60079-14 Clause 12.2.3 for the connection of separated intrinsically-safe circuit accessories is met. A minimum distance of 50 mm to separate clamping units of intrinsically-safe and non intrinsically-safe circuits is required through the use of a separating plate or similar device.

Phoenix Contact GmbH & Co. KG
Flachsmarktstraße 8
32825 Blomberg
Germany

 +49 – (0) 52 35 – 3-00

 +49 – (0) 52 35 – 3-4 12 00

 www.phoenixcontact.com