



OVERLOAD RELAY 3...12 A FOR MOTOR PROTECTION SIZE S0, CLASS 10 CONTACTOR ASS. MAIN CIRCUIT: SCREW CONN. AUX.CIRCUIT: SCREW CONN. MANUAL-AUTOM.-RESET

product brand name		SIRIUS
Product designation		solid-state overload relay

General technical data:		
Active power loss total typical	W	0.6
Insulation voltage	V	690
<ul style="list-style-type: none"> with degree of pollution 3 Rated value 		
Shock resistance		15g / 11 ms
<ul style="list-style-type: none"> acc. to IEC 60068-2-27 		
Vibration resistance		1-6 Hz, 15 mm; 6-500 Hz, 20 m/s ² ; 10 cycles
Surge voltage resistance Rated value	kV	6
Size of contactor can be combined company-specific		S0
Type of assignment		2
Protection class IP		IP20
<ul style="list-style-type: none"> on the front of the terminal 		IP20
Type of protection		II (2) G [Ex e] [Ex d] [Ex px] II (2) D [Ex tj] [Ex p]
Equipment marking		F
<ul style="list-style-type: none"> acc. to DIN EN 61346-2 acc. to DIN EN 81346-2 		F

Main circuit:		
Number of poles for main current circuit		3
Adjustable response value current of the current-dependent overload release	A	3 ... 12
Operating voltage	V	690
<ul style="list-style-type: none"> at AC-3 Rated value maximum 		

Operating frequency Rated value	Hz	50 ... 60
Operating current		
<ul style="list-style-type: none"> • at AC-3 — at 400 V Rated value 	A	12

Auxiliary circuit:

Number of NC contacts		
<ul style="list-style-type: none"> • for auxiliary contacts — Note 		1 for contactor disconnection
Number of NO contacts		
<ul style="list-style-type: none"> • for auxiliary contacts — Note 		1 for message "tripped"
Number of CO contacts		
<ul style="list-style-type: none"> • for auxiliary contacts 		0
Design of the auxiliary switch		integrated
Operating current of the auxiliary contacts at AC-15		
<ul style="list-style-type: none"> • at 24 V • at 110 V • at 120 V • at 125 V • at 230 V 	A A A A A	4 4 4 4 3
Operating current of the auxiliary contacts at DC-13		
<ul style="list-style-type: none"> • at 24 V • at 60 V • at 110 V • at 125 V • at 220 V 	A A A A A	2 0.55 0.3 0.3 0.11

Protective and monitoring functions:

Trip class		CLASS 10
Design of the overload circuit breaker		electronic

UL/CSA ratings:

Contact rating of the auxiliary contacts acc. to UL		B600 / R300
------------------------------------------------------------	--	-------------

Short-circuit:

Design of the fuse link		
<ul style="list-style-type: none"> • for short-circuit protection of the main circuit — required • for short-circuit protection of the auxiliary switch required 		Fuse gG: 50 A fuse gG: 6 A

Installation/ mounting/ dimensions:

mounting position		any
Mounting type		direct mounting

Height	mm	87
Width	mm	45
Depth	mm	84
Required spacing		
<ul style="list-style-type: none"> • with side-by-side mounting <ul style="list-style-type: none"> — forwards — Backwards — upwards — downwards — at the side • for grounded parts <ul style="list-style-type: none"> — forwards — Backwards — upwards — at the side — downwards • for live parts <ul style="list-style-type: none"> — forwards — Backwards — upwards — downwards — at the side 	mm	0
	mm	0
	mm	0
	mm	0
	mm	0
	mm	6
	mm	0
	mm	6
	mm	6
	mm	6
	mm	6
	mm	6
	mm	6
	mm	6
	mm	6

Connections/ Terminals:		
Type of electrical connection		
<ul style="list-style-type: none"> • for main current circuit • for auxiliary and control current circuit 		screw-type terminals screw-type terminals
Arrangement of electrical connectors for main current circuit		Top and bottom
Product function		Yes
<ul style="list-style-type: none"> • removable terminal for auxiliary and control circuit 		
Type of connectable conductor cross-section		
<ul style="list-style-type: none"> • for main contacts <ul style="list-style-type: none"> — single or multi-stranded — finely stranded with core end processing • for AWG conductors for main contacts • for auxiliary contacts <ul style="list-style-type: none"> — single or multi-stranded — finely stranded with core end processing • for AWG conductors for auxiliary contacts 		1x (1 ... 10 mm ²), 2x (1 ... 10 mm ²) 1x (1 ... 6 mm ²), 2 x (1 ... 6 mm ²), 1x 10 mm ² 1x (16 ... 8), 2x (16 ... 8) 1x (0,5 ... 4 mm ²), 2x (0,5 ... 1,5 mm ²), 2x (0,75 ... 2,5 mm ²) 1x (0.5 ... 1.5 mm ²), 2x (0.5 ... 1.5 mm ²), 1x (0.5 ... 2.5 mm ²) 1x (20 ... 14), 2x (20 ... 14)

Safety related data:

Protection against electrical shock		finger-safe
--------------------------------------------	--	-------------

Mechanical data:

Size of overload relay		S0
-------------------------------	--	----

Communication/ Protocol:

Protocol is supported		No
• IO-Link protocol		No
Type of voltage supply via input/output link master		No

Ambient conditions:

Installation altitude at height above sea level maximum	m	2 000
Ambient temperature		
• during operation	°C	-25 ... +60
• during storage	°C	-40 ... +80
• during transport	°C	-40 ... +80
Relative humidity during operation	%	95

Electromagnetic compatibility:

EMC emitted interference		
• acc. to IEC 60947-1		CISPR 11, environment B (residential area)
EMI immunity acc. to IEC 60947-1		corresponds to degree of severity 3
Conducted interference due to burst acc. to IEC 61000-4-4		2 kV (power ports), 1 kV (signal ports) corresponds to degree of severity 3
Conducted interference due to conductor-earth surge acc. to IEC 61000-4-5		2 kV (line to earth) corresponds to degree of severity 3
Conducted interference due to conductor-conductor surge acc. to IEC 61000-4-5		1 kV (line to line) corresponds to degree of severity 3
Field-bound parasitic coupling acc. to IEC 61000-4-3		10 V/m
Electrostatic discharge acc. to IEC 61000-4-2		6 kV contact discharge / 8 kV air discharge

Display:

Display version		
• for switching status		Slide switch

Certificates/ approvals:

General Product Approval	EMC	For use in hazardous locations
--------------------------	-----	--------------------------------



Declaration of Conformity	Test Certificates	Shipping Approval
---------------------------	-------------------	-------------------



[Type Test Certificates/Test Report](#)

[Special Test Certificate](#)



Shipping Approval	other
-------------------	-------



[Environmental Confirmations](#)

[Confirmation](#)

Further information

Information- and Downloadcenter (Catalogs, Brochures,...)

<http://www.siemens.com/industrial-controls/catalogs>

Industry Mall (Online ordering system)

<http://www.siemens.com/industrymall>

Cax online generator

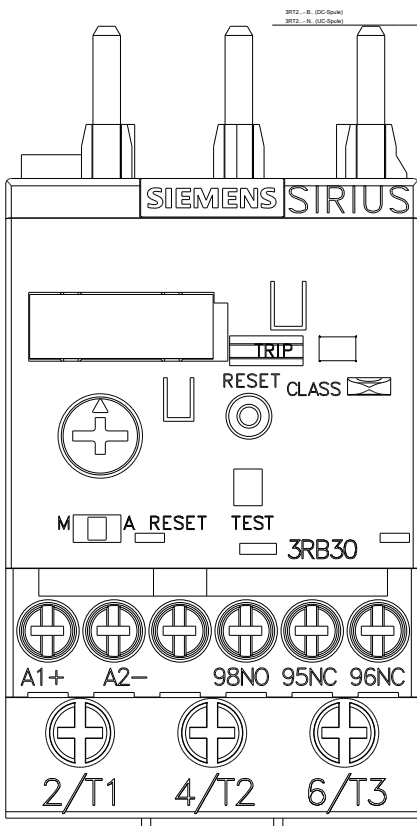
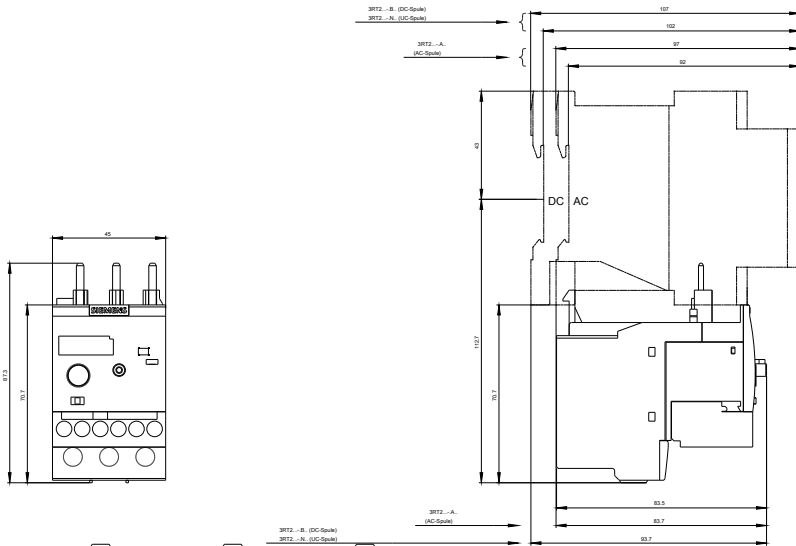
<http://support.automation.siemens.com/WW/CAXorder/default.aspx?lang=en&mlfb=3RB30261SB0>

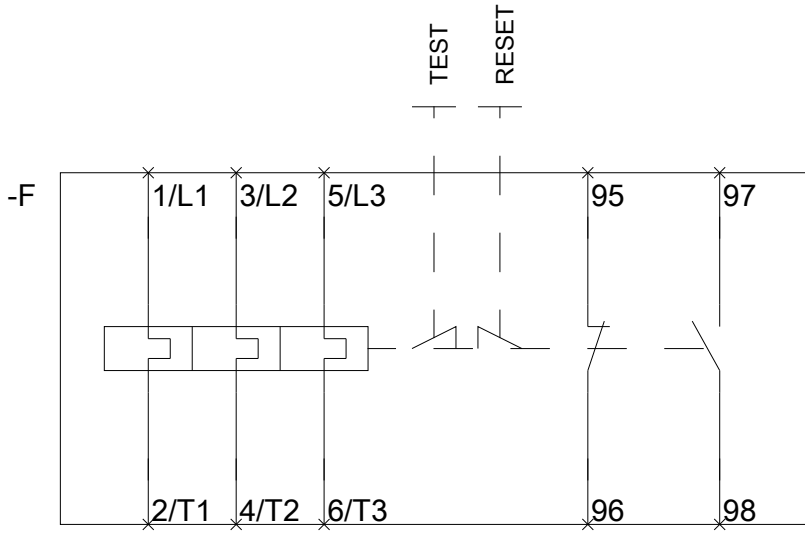
Service&Support (Manuals, Certificates, Characteristics, FAQs,...)

<http://support.automation.siemens.com/WW/view/en/3RB30261SB0/all>

Image database (product images, 2D dimension drawings, 3D models, device circuit diagrams, EPLAN macros, ...)

http://www.automation.siemens.com/bilddb/cax_de.aspx?mlfb=3RB30261SB0&lang=en





last modified:

11.03.2015