



**Part no.: 520152**  
**AC-SCM5U-BT-L**  
**Sensor connection module**

Figure can vary

## Contents

- Technical data
- Dimensioned drawings
- Electrical connection
- Operation and display
- Accessories

## Technical data

### Basic data

Suitable for	MLD 330, MLD 530 multiple light beam safety devices
--------------	---

### Electrical data

Insulation resistance, min.	10,000,000,000 Ω
-----------------------------	------------------

Current load, max.	1 A
--------------------	-----

### Performance data

Supply voltage $U_B$	24 V , DC , -20 ... 20 %
----------------------	--------------------------

### Connection

Number of connections	5 Piece(s)
-----------------------	------------

#### Connection 1

Function	Connection to device Local interface
----------	---

Type of connection	Cable with connector
--------------------	----------------------

Cable length	500 mm
--------------	--------

Sheathing material	PUR
--------------------	-----

Thread size	M12
-------------	-----

Type	Male
------	------

Material	Metal
----------	-------

No. of pins	5 -pin
-------------	--------

Encoding	A-coded
----------	---------

#### Connection 2

Function	Local input, muting sensor 1
----------	------------------------------

Type of connection	Connector
--------------------	-----------

Designation on device	MS1
-----------------------	-----

Thread size	M12
-------------	-----

Type	Female
------	--------

Material	Metal
----------	-------

No. of pins	5 -pin
-------------	--------

Encoding	A-coded
----------	---------

#### Connection 3

Function	Local input, muting sensor 2
----------	------------------------------

Type of connection	Connector
--------------------	-----------

Designation on device	MS2
-----------------------	-----

Thread size	M12
-------------	-----

Type	Female
------	--------

Material	Metal
----------	-------

No. of pins	5 -pin
-------------	--------

Encoding	A-coded
----------	---------

**Connection 4**

Function	Connection - external muting indicator
Type of connection	Connector
Designation on device	LMP
Thread size	M12
Type	Female
Material	Metal
No. of pins	5 -pin
Encoding	A-coded

**Connection 5**

Function	Connection - start/muting restart button
Type of connection	Connector
Designation on device	RES
Thread size	M12
Type	Female
Material	Metal
No. of pins	5 -pin
Encoding	A-coded

**Mechanical data**

Design	Cubic
Dimension (W x H x L)	30 mm x 28 mm x 205 mm
Housing material	Plastic , PA 6
Net weight	210 g
Housing color	Black
Type of fastening	Groove mounting Mounting plate with L-angle

**Operation and display**

Type of display	LED
Number of LEDs	4 Piece(s)

**Environmental data**

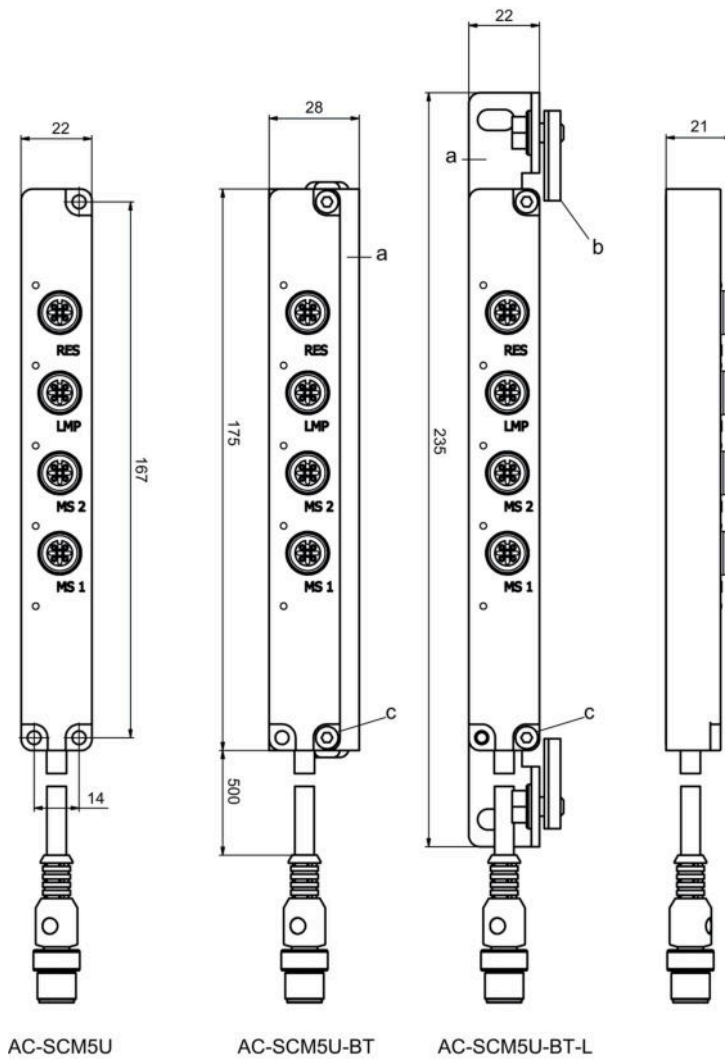
Ambient temperature, operation	-30 ... 80 °C
--------------------------------	---------------

**Classification**

Customs tariff number	85369010
eCl@ss 8.0	27279219
eCl@ss 9.0	27440108
ETIM 5.0	EC002585
ETIM 6.0	EC002585

## Dimensioned drawings

All dimensions in millimeters



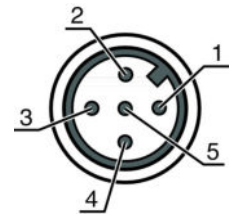
- a Mounting plate
- b Sliding block
- c Cheese head screw M4 x 16

## Electrical connection

Connection 1	
Function	Connection to device Local interface
Type of connection	Cable with connector
Cable length	500 mm
Sheathing material	PUR
Cable color	Black
Wire cross section	2 mm <sup>2</sup>
Thread size	M12
Type	Male
Material	Metal
No. of pins	5 -pin
Encoding	A-coded

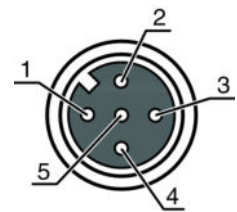
**Part no.: 520152 – AC-SCM5U-BT-L – Sensor connection module**

Pin	Pin assignment
1	+24V
2	MS2
3	0 V
4	MS1
5	RES/LMP



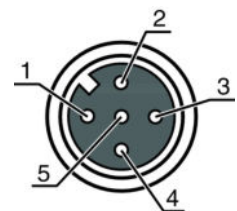
Connection 2	MS1
Function	Local input, muting sensor 1
Type of connection	Connector
Thread size	M12
Type	Female
Material	Metal
No. of pins	5 -pin
Encoding	A-coded

Pin	Pin assignment
1	+24V
2	n.c.
3	0 V
4	MS1
5	n.c.



Connection 3	MS2
Function	Local input, muting sensor 2
Type of connection	Connector
Thread size	M12
Type	Female
Material	Metal
No. of pins	5 -pin
Encoding	A-coded

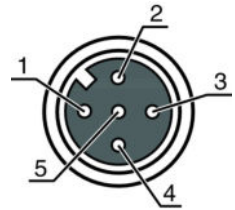
Pin	Pin assignment
1	+24V
2	n.c.
3	0 V
4	MS2
5	n.c.



Connection 4	LMP
Function	Connection - external muting indicator
Type of connection	Connector
Thread size	M12
Type	Female
Material	Metal
No. of pins	5 -pin
Encoding	A-coded

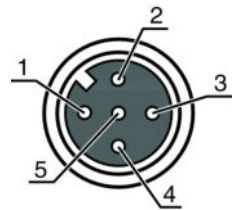
## Part no.: 520152 – AC-SCM5U-BT-L – Sensor connection module

Pin	Pin assignment
1	+24V
2	RES/LMP
3	0 V
4	RES/LMP
5	n.c.



Connection 5	RES
Function	Connection - start/muting restart button
Type of connection	Connector
Thread size	M12
Type	Female
Material	Metal
No. of pins	5 -pin
Encoding	A-coded

Pin	Pin assignment
1	+24V
2	n.c.
3	0 V
4	MS4
5	n.c.




## Operation and display

### LEDs


LED	Display	Meaning
1	Yellow, continuous light	Muting sensor status
2	Yellow, continuous light	Muting sensor status
3	Yellow, continuous light	Muting indicator status
4	Yellow, continuous light	Muting start button status

## Accessories

### Muting - Indicators

	Part no.	Designation	Article	Description
	50135453	M4-V1-MW3-DS-C-T-M12-200	Muting indicator	Signaling: Optical Supply voltage: 24 V, AC/DC Current consumption, max.: 27 mA Connection: Cable with connector, 2,000 mm Design: Cylindrical Diameter: 40 mm Illuminant: LED/24V Signal image: Continuous light Lens color: Clear Angle of radiation: 360° Ambient temperature: -30 ... 60 °C Degree of protection: IP 66

Part no.: 520152 – AC-SCM5U-BT-L – Sensor connection module

	Part no.	Designation	Article	Description
	50135452	M7-V1-MW3-DS-C-T-M12-200	Muting indicator	Signaling: Optical Supply voltage: 24 V, AC/DC Current consumption, max.: 58 mA Connection: Cable with connector, 2,000 mm Design: Cylindrical Diameter: 70 mm Illuminant: LED/24V Signal image: Continuous light Lens color: Clear Angle of radiation: 360° Ambient temperature: -30 ... 60 °C Degree of protection: IP 66

**Note**

A list with all available accessories can be found on the Leuze electronic website in the Download tab of the article detailed page.