



Figure can vary

Part no.: 66002700
MLD300-XT4L
Multiple light beam safety device
transmitter



Contents

- Technical data
- Dimensioned drawings
- Electrical connection
- Operation and display
- Suitable receivers
- Part number code
- Accessories

Technical data

Basic data	
Series	MLD 300
Device type	Transmitter
Special design	
Special design	Integrated laser alignment aid
Functions	
Functions	Range reduction
Characteristic parameters	
Type	2 , IEC/EN 61496
SIL	1 , IEC 61508
SILCL	1 , IEC/EN 62061
MTTF _d	204 years , EN ISO 13849-1
Mission time T _M	20 years , EN ISO 13849-1
Protective field data	
Operating range	20 ... 70 m
Optical data	
Number of beams	4 Piece(s)
Beam spacing	300 mm
Light source	LED , Infrared
LED light wavelength	850 nm
Mean power of transmitter diode	1.369 µW
Transmitted-signal shape	Pulsed
LED group	1
Electrical data	
Protective circuit	Overvoltage protection Short circuit protected
Performance data	
Supply voltage U _B	24 V , DC , -20 ... 20 %
Current consumption, max.	50 mA , Without external load
Fuse	External with max. 3 A
Connection	
Number of connections	1 Piece(s)
Connection 1	
Type of connection	Connector
Function	Machine interface
Thread size	M12
Material	Metal
No. of pins	5 -pin

Part no.: 66002700 – MLD300-XT4L – Multiple light beam safety device

Cable properties

Permissible conductor cross section, typ.	0.25 mm ²
Length of connection cable, max.	100 m
Permissible cable resistance to load, max.	200 Ω

Mechanical data

Dimension (W x H x L)	52 mm x 1,000 mm x 64.7 mm
Housing material	Metal , Aluminum
Lens cover material	Plastic / PMMA
Material of end caps	Diecast zinc
Net weight	2,200 g
Housing color	Yellow, RAL 1021
Type of fastening	Groove mounting Swivel mount

Operation and display

Type of display	LED
Number of LEDs	4 Piece(s)

Environmental data

Ambient temperature, operation	-30 ... 55 °C
Ambient temperature, storage	-40 ... 75 °C
Relative humidity (non-condensing)	0 ... 95 %

Certifications

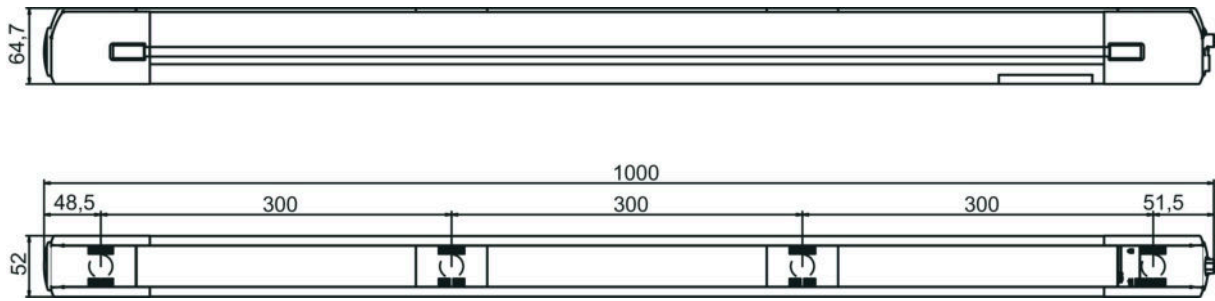
Degree of protection	IP 67
Protection class	III
Certifications	c CSA US c TÜV NRTL US TÜV Süd
US patents	US 6,418,546 B US 7,741,595 B

Classification

Customs tariff number	85365019
eCl@ss 8.0	27272703
eCl@ss 9.0	27272703
ETIM 5.0	EC001832
ETIM 6.0	EC001832

Dimensioned drawings

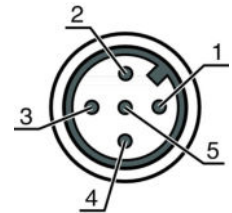
All dimensions in millimeters



Electrical connection

Connection 1	
Type of connection	Connector
Function	Machine interface
Thread size	M12
Type	Male
Material	Metal
No. of pins	5 -pin
Encoding	A-coded

Pin	Pin assignment	Conductor color
1	+24V	Brown
2	n.c.	White
3	0 V	Blue
4	n.c.	Black
5	n.c.	Gray




Operation and display






LEDs

LEDs per light axis	Meaning
Green, continuous light	Transmitted beam active
Off	Transmitted beam not active

Suitable receivers

	Part no.	Designation	Article	Description
	66036700	MLD310-XR4L	Multiple light beam safety device receiver	Number of beams: 4 Piece(s) Beam spacing: 300 mm Response time: 25 ms Connection: Connector, M12, Metal, 5 -pin Special design: Reflective element for laser alignment aid

Part no.: 66002700 – MLD300-XT4L – Multiple light beam safety device

	Part no.	Designation	Article	Description
	66046700	MLD312-XR4L	Multiple light beam safety device receiver	Number of beams: 4 Piece(s) Beam spacing: 300 mm Response time: 25 ms Connection: Connector, M12, Metal, 5 -pin Special design: Reflective element for laser alignment aid
	66056700	MLD320-XR4L	Multiple light beam safety device receiver	Number of beams: 4 Piece(s) Beam spacing: 300 mm Response time: 25 ms Connection: Connector, M12, Metal, 8 -pin Special design: Reflective element for laser alignment aid
	66066700	MLD330-XR4L	Multiple light beam safety device receiver	Number of beams: 4 Piece(s) Beam spacing: 300 mm Response time: 50 ms Connection: Connector, M12, Metal, 8 -pin Special design: Reflective element for laser alignment aid
	66076700	MLD335-XR4L	Multiple light beam safety device receiver	Number of beams: 4 Piece(s) Beam spacing: 300 mm Response time: 50 ms Connection: Connector, M12, Metal, 8 -pin Special design: Reflective element for laser alignment aid
	66055700	MLD320-XR4LM	Multiple light beam safety device receiver	Number of beams: 4 Piece(s) Beam spacing: 300 mm Response time: 25 ms Connection: Connector, M12, Metal, 8 -pin Special design: Integrated status indicator, Reflective element for laser alignment aid

Part number code

Part designation: **MLDxyy-zab/t**

MLD	Multiple light beam safety device
x	Series: 3: MLD 300 5: MLD 500
yy	Function classes: 00: transmitter 10: automatic restart 12: external testing 20: EDM/RES 30: muting 35: timing controlled 4-sensor muting
z	Device type: T: transmitter R: receiver RT: transceiver xT: transmitter with high range xR: receiver for high range
a	Number of beams
b	Option: L: integrated laser alignment aid (for transmitter/receiver) M: integrated status indicator (MLD 320, MLD 520) or integrated status and muting indicator (MLD 330, MLD 335, MLD 510/A, MLD 530, MLD 535) E: connection socket for external muting indicator (AS-i models only)
/t	Safety-related switching outputs (OSSDs), connection technology: -: transistor output, M12 plug A: integrated AS-i interface, M12 plug, (safety bus system)




Part no.: 66002700 – MLD300-XT4L – Multiple light beam safety device

Note



A list with all available device types can be found on the Leuze electronic website at www.leuze.com.

Accessories

Connection technology - Connection cables

	Part no.	Designation	Article	Description
	50133859	KD S-M12-5A-P1-020	Connection cable	Connection 1: Connector, M12, Axial, Female, A-coded, 5 -pin Connection 2: Open end Shielded: Yes Cable length: 2,000 mm Sheathing material: PUR
	50133860	KD S-M12-5A-P1-050	Connection cable	Connection 1: Connector, M12, Axial, Female, A-coded, 5 -pin Connection 2: Open end Shielded: Yes Cable length: 5,000 mm Sheathing material: PUR
	50136146	KD S-M12-5A-P1-250	Connection cable	Connection 1: Connector, M12, Axial, Female, A-coded, 5 -pin Connection 2: Open end Shielded: Yes Cable length: 10,000 mm Sheathing material: PVC

Services

	Part no.	Designation	Article	Description
	S981050	CS40-I-140	Safety inspection "Safety light barriers"	Details: Checking of a safety light barrier application in accordance with current standards and guidelines. Inclusion of the device and machine data in a database, production of a test log per application. Conditions: It must be possible to stop the machine, support provided by customer's employees and access to the machine for Leuze employees must be ensured. Restrictions: Travel costs and accommodation expenses charged separately and according to expenditure.
	S981046	CS40-S-140	Start-up support	Details: For safety devices including stopping time measurement and initial inspection. Conditions: Devices and connection cables are already mounted, price not including travel costs and, if applicable, accommodation expenses. Restrictions: Max. 2 h., no mechanical (mounting) and electrical (wiring) work performed, no changes (attachments, wiring, programming) to third-party components in the nearby environment.

Note

A list with all available accessories can be found on the Leuze electronic website in the Download tab of the article detailed page.