



## range introduction

Logic Plus™ wiring devices from MK Electric have been designed to perfectly complement modern interiors, offering an unobtrusive and sophisticated look totally in keeping with today's design. Technically, they exceed British Standard requirements with patented features that make these products the most advanced and safest available.

Logic Plus™ products are made from a high grade thermoset material which has an inherent antimicrobial property. In recent independent tests, the Logic Plus™ products were equal to, or exceeded, competitor 'Anti-Bac' products when tested for resistance to MRSA, E.Coli, Salmonella and Klebsiella pneumoniae.

They are easy to install and available through our extensive distributor network.

The range is backed by MK's quality and reliability and provides the largest selection of wiring devices in any single range.

Echo™ is an innovative range of entirely wireless, batteryless and self powered switches, only available from MK Electric and in finishes to complement the Logic Plus™ range. Please see page 31 for details.

## features and benefits

**Total safety**

3-pin operated 'child resistant shutter system', which is designed to inhibit access to the electricity supply, unless all 3 pins of a standard British 13A plug are in position. Logic Plus™ products include an inherent antimicrobial property as a result of the high grade thermoset material used to manufacture.

**Unrivalled quality and reliability**

Products are made from the very best materials and production processes. All products are 100% tested.

**Quick and easy to install**

Features to ensure a quick and easy installation come as standard across the range, including in-line terminals, funnel entrances to terminals, backed out and captive screws and clear terminal markings.

**Outstanding range**

Extensive selection of wiring devices providing a total solution.

**20 year guarantee**

Gives total peace of mind to you and your customers.  
(10 year guarantee for electronic devices)

technical hotline +44 (0)1268 563720

white | wiring devices

**CONTOURED TO BLEND INTO THE WALL**



**DOUBLE POLE SWITCHING**

Switches both live and neutral (neutral makes first, breaks last) means added safety for the user

**OPTIONAL NEON INDICATOR SHOWS WHEN SWITCH IS ON**

**3mm MINIMUM SWITCH CONTACT GAP**

**HIGH GLOSS, HIGH QUALITY THERMOSET MATERIAL**

Inherent antimicrobial properties, resists scratching, maintains appearance

**3-PIN "CHILD RESISTANT SHUTTER SYSTEM"**

Designed to inhibit access to the electricity supply, unless all 3 pins of a standard British 13A plug are in position

**TERMINAL SCREWS**

Backed out and held captive within the terminal housing

**IN-LINE TERMINALS**

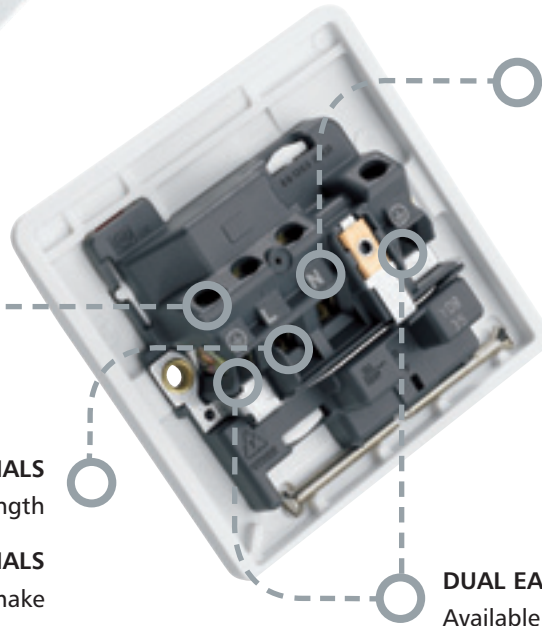
Allow wire to be cut stripped to the same length

**FUNNEL ENTRANCE TO TERMINALS**

Terminals are upwards facing to make installation easier

**TERMINAL MARKINGS**

Clearly marked on all rear mouldings



**DUAL EARTH TERMINALS**

Available for installations that require high integrity earthing

Comprehensive range of Part M compliant products including socket outlets with outboard rockers, wide rocker switches and graphite coloured frontplates

Combined TV, FM, DAB, satellite and telephone sockets save on installation time and space

Simple but effective screwless cord grip on connection units – securely holds the cable



## Specification Notes



The 3 pin operated safety shutter makes Logic Plus™ sockets the safest available




Many sockets are fitted with two earth terminals to provide high integrity earthing



Terminals are grouped in-line with terminal screws backed out ready for easy wiring. Clear marking on dark background makes the terminals easily identifiable

## Switchsocket Outlets

13 AMP  
FLUSH



<b>K2757WHI</b>	<b>10</b>
<b>K2757GRA</b>	<b>10</b>
1 GANG DP WITH DUAL EARTH TERMINALS	
<b>K2757D1RED</b>	<b>5</b>
1 GANG DP WITH RED FRONTPLATE, RED ROCKER AND DUAL EARTH TERMINALS	
<b>K2747WHI</b>	<b>50</b>
2 GANG DP	
<b>K2657WHI</b>	<b>10</b>
<b>K2657GRA</b>	<b>10</b>
1 GANG DP WITH NEON AND DUAL EARTH TERMINALS	
<b>K2657D1RED</b>	<b>5</b>
1 GANG DP WITH RED FRONTPLATE, RED ROCKER, NEON AND DUAL EARTH TERMINALS	
<b>K2647WHI</b>	<b>5</b>
2 GANG DP WITH NEONS	
<b>MOUNTING BOXES:</b>	<b>3 GANG: K2153WHI</b>
FLUSH 25mm	<b>DIMENSIONS:</b>
1 GANG: 861ZIC	1 GANG: 86 x 86mm
2 GANG: 862ZIC	2 GANG: 86 x 146mm
FLUSH 35mm	3 GANG: 86 x 206mm
(for extra wiring space)	<b>FIXING CENTRES:</b>
1 GANG: 866ZIC	1 GANG: 60.3mm
2 GANG: 886ZIC	2 GANG: 120.6mm
3 GANG: K863	3 GANG: 180.9mm
<b>SURFACE</b>	BS 1363 Pt 2: 1995
1 GANG: K2140WHI	
2 GANG: K2142WHI	

<b>K2757D1WHI</b>	<b>10</b>
1 GANG DP WITH RED ROCKER AND DUAL EARTH TERMINALS	
<b>K2757D2WHI</b>	<b>10</b>
1 GANG DP WITH GREEN ROCKER AND DUAL EARTH TERMINALS	
<b>K2747D1WHI</b>	<b>5</b>
2 GANG DP WITH RED ROCKERS	
<b>K2747D1RED</b>	<b>5</b>
2 GANG DP WITH RED FRONTPLATE AND RED ROCKERS	
<b>K2737WHI</b>	<b>5</b>
3 GANG DP WITH DUAL EARTH TERMINALS	

**High integrity earthing**  
K2757, K2657 and K2737 are fitted with two earth terminals to provide a double earth facility for use when installations require a high integrity protective connection as specified within BS 7671: 2008.  
**K2737**  
13A fuse protects all three outlets

WITH OUTBOARD  
ROCKERS  
13 AMP  
FLUSH

<b>K2746WHI</b>	<b>10</b>
<b>K2746GRA</b>	<b>10</b>
2 GANG DP WITH OUTBOARD ROCKERS AND DUAL EARTH TERMINALS	
<b>K2746CEWHI</b>	<b>10</b>
2 GANG DP WITH OUTBOARD ROCKERS AND 'CLEAN EARTH' FACILITY	
<b>K2476WHI</b>	<b>10</b>
<b>K2476GRA</b>	<b>10</b>
2 GANG DP WITH OUTBOARD ROCKERS DUAL EARTH AND NEONS	
<b>K2476CEWHI</b>	<b>10</b>
2 GANG DP WITH OUTBOARD ROCKERS, NEONS AND 'CLEAN EARTH' FACILITY	

**K2746CE** is provided with facility for 'clean earth' connection.  
**DIMENSIONS:**  
86 x 146mm  
**FIXING CENTRES:**  
120.6mm  
BS 1363 Pt 2: 1995

technical hotline +44 (0)1268 563720


white | wiring devices

## Combination Plates


RCD PROTECTED  
13 AMP  
FLUSH

FILTERED  
13 AMP  
FLUSH

13 AMP  
FLUSH



K2746D1WHI



K2746D1RED



K2746D2WHI



K6211WHI



K6231WHI



K6233WHI



K6300WHI



K6303WHI



K1816WHI



K1826WHI



K1800WHI



K2741WHI



K2740WHI

- K2746D1WHI** 10  
**K2746D1RED** 10  
 2 GANG DP  
 WITH RED OUTBOARD ROCKERS  
 AND DUAL EARTH TERMINALS
- K2476D1WHI** 10  
**K2476D1RED** 10  
 2 GANG DP  
 WITH RED OUTBOARD ROCKERS, NEONS  
 AND DUAL EARTH TERMINALS
- K2746D2WHI** 10  
 2 GANG DP  
 WITH GREEN OUTBOARD ROCKERS AND  
 DUAL EARTH TERMINALS

- K6211WHI** 1  
 2 GANG  
 10mA RATED TRIPPING CURRENT  
 ACTIVE CONTROL CIRCUIT
- K6231WHI** 1  
 2 GANG  
 30mA RATED TRIPPING CURRENT  
 ACTIVE CONTROL CIRCUIT
- K6233WHI** 1  
 2 GANG  
 30mA RATED TRIPPING CURRENT  
 PASSIVE CONTROL CIRCUIT

- K6300WHI** 1  
 1 GANG  
 30mA RATED TRIPPING CURRENT  
 ACTIVE CONTROL CIRCUIT
- K6303WHI** 1  
 1 GANG  
 30mA RATED TRIPPING CURRENT  
 PASSIVE CONTROL CIRCUIT

- K1816WHI** 1  
 2 GANG DP  
 SPIKE
- K1816KOWHI** 1  
 2 GANG DP  
 SPIKE WITH  
 TAMPERPROOF SCREW
- K1826WHI** 1  
 2 GANG DP  
 SPIKE AND RFI
- K1826KOWHI** 1  
 2 GANG DP  
 SPIKE AND RFI WITH  
 TAMPERPROOF SCREW
- K1800WHI** 5  
 REPLACEMENT FILTER CASSETTE

- K2741WHI** 1  
 2 GANG DP  
 COMBINATION PLATE WITH  
 4 X EURO APERTURE
- K2740WHI** 1  
 4 GANG DP  
 COMBINATION PLATE WITH  
 TV/FM/DAB/SAT X 2 QUAD,  
 TV, TELEPHONE AND  
 4 X EURO APERTURE

For sockets complying with Medical Electrical Installation Guidance Notes (MEIGaN), see page 158

MOUNTING BOXES:  
 FLUSH: 862ZIC (25mm)  
 FLUSH: 886ZIC (35mm for extra wiring space)  
 SURFACE: K2142WHI

K2746 and K2746D1 are fitted with two earth terminals to provide a double earth facility for use when installations require a high integrity protective connection as specified within BS 7671: 2008.

MOUNTING BOXES:  
 FLUSH: 886ZIC – 35mm deep  
 SURFACE: K2140WHI – 30mm deep  
 Earth pin operated shutter.

These a.c. and pulsating d.c. fault current sensitive products have up to 15mm thick frontplates and are suitable for boxes with 30mm min. depth and supply voltages of 240V 50Hz.

A 25mm deep box (862ZIC) can be used but conduit entry is restricted.

Refer to Sentrysocket section, page 292, for more information on active and passive control circuits.

DIMENSIONS: 86 x 146mm  
 FIXING CENTRES: 120.6mm  
 BS 7288: 1990

All units are a.c. and pulsating d.c. fault current sensitive devices.  
 Maximum total load 13A

MOUNTING BOXES:  
 FLUSH: 886ZIC  
 SURFACE: K2172WHI

**K1816** provides filtering to reduce voltage spikes only.

**K1826** provides two way filtering to reduce voltage spikes and radio frequency interference on the mains. Protected by thermal cut-out.

BS 5733: 2010

MOUNTING BOXES:  
 FLUSH 35mm  
 2 GANG: 857ZIC\*  
 4 GANG: 853ZIC\*  
 FLUSH 47mm  
 2 GANG: 858ZIC\*  
 4 GANG: 854ZIC\*

\*Provides segregation between power and TV/FM/SAT/DAB/Euro Module sections

## Switchsocket Outlets

NON STANDARD  
13 AMP  
FLUSH

ROUND PIN  
FLUSH

## Socket Outlets

13 AMP  
FLUSH

ROUND PIN  
FLUSH

15 AMP  
127V  
FLUSH  
(NON UK)



K1257WHI



K2891WHI



K780WHI



K770WHI



K2251WHI



K1246WHI



K2893WHI



K781WHI




K771WHI



K2252WHI



K1257D1WHI



K2493WHI



K781RED



K772WHI



K1246D1WHI

**K1257WHI** 10  
1 GANG DP

**K1246WHI** 10  
2 GANG DP

**K1257D1WHI** 10  
1 GANG DP  
WITH RED ROCKER

**K1246D1WHI** 10  
2 GANG DP  
WITH RED ROCKERS

**K1246D1RED** 10  
2 GANG DP  
WITH RED FRONTPLATE  
AND RED ROCKERS

MOUNTING BOXES:  
FLUSH 25mm  
1 GANG: 861ZIC  
2 GANG: 862ZIC  
FLUSH 35mm (for extra wiring space)  
1 GANG: 866ZIC  
2 GANG: 886ZIC  
SURFACE  
1 GANG: K2140WHI  
2 GANG: K2142WHI  
These products are provided with facilities for 'clean earth' connection and are suitable for non standard plugs with 'T' shaped earth pin.  
DIMENSIONS: 1 gang: 86 x 86mm  
2 gang: 86 x 146mm  
FIXING CENTRES: 1 gang: 60.3mm  
2 gang: 120.6mm  
BS 1363 Pt 2: 1995 where relevant

**K2891WHI** 10  
1 GANG  
5A DP SHUTTERED

**K2893WHI** 10  
1 GANG  
15A DP SHUTTERED

**K2493WHI** 10  
1 GANG  
15A DP SHUTTERED  
WITH NEON

MOUNTING BOXES:  
FLUSH:  
861ZIC (25mm)  
866ZIC (35mm for extra wiring space)  
SURFACE:  
K2140WHI  
DIMENSIONS:  
86 x 86mm  
FIXING CENTRES:  
60.3mm  
BS 546: 1950

**K780WHI** 10  
1 GANG

**K781WHI** 10  
**K781RED** 10  
2 GANG  
WITH DUAL EARTH TERMINAL

MOUNTING BOXES:  
FLUSH 25mm  
1 GANG: 861ZIC  
2 GANG: 862ZIC  
FLUSH 35mm (for extra wiring space)  
1 GANG: 866ZIC  
2 GANG: 886ZIC  
SURFACE  
1 GANG: K2140WHI  
2 GANG: K2142WHI  
K781 is fitted with two earth terminals to provide a double earth facility for use when installations require a high integrity protective connection as specified within BS 7671: 2008.  
DIMENSIONS:  
1 gang: 86 x 86mm  
2 gang: 86 x 146mm  
FIXING CENTRES:  
1 gang: 60.3mm  
2 gang: 120.6mm  
BS 1363: Pt: 1995

**K770WHI** 10  
1 GANG  
2A SHUTTERED

**K771WHI** 10  
1 GANG  
5A SHUTTERED

**K772WHI** 10  
1 GANG  
15A SHUTTERED

MOUNTING BOXES:  
FLUSH:  
861ZIC (25mm)  
866ZIC (35mm for extra wiring space)  
SURFACE:  
K2140WHI  
DIMENSIONS:  
86 x 86mm  
FIXING CENTRES:  
60.3mm  
BS 546: 1950


**K2251WHI** 10  
1 GANG  
SHUTTERED  
(NON UK)

**K2252WHI** 5  
2 GANG  
SHUTTERED  
(NON UK)

MOUNTING BOXES:  
FLUSH 25mm  
1 GANG: 861ZIC  
2 GANG: 862ZIC  
FLUSH 35mm (for extra wiring space)  
1 GANG: 866ZIC  
2 GANG: 886ZIC  
SURFACE  
1 GANG: K2140WHI  
2 GANG: K2142WHI  
DIMENSIONS:  
1 gang: 86 x 86mm  
2 gang: 86 x 146mm  
FIXING CENTRES:  
1 gang: 60.3mm  
2 gang: 120.6mm  
SASO 2203:2003

## Socket Outlets

16 AMP  
2P + E  
FLUSH  
(NON UK)



K4150WHI

K4152WHI

## Three Pole Fan Isolator

10 AMP  
FLUSH



K4857WHI

K4859WHI

K4858

## Shaver Socket Outlet


FLUSH



K700WHI

## Shaver/Toothbrush Supply Units

FLUSH



K701WHI

K706WHI

### K4150WHI

1 GANG  
16A 250V  
SHUTTERED  
(NON UK)

### K4152WHI

2 GANG  
16A 250V  
SHUTTERED  
(NON UK)

10

### K4857WHI

WITH SWITCHLOCK  
AND PADLOCK

### K4859WHI

WITHOUT SWITCHLOCK

### K4858

SWITCHLOCK  
FOR FAN ISOLATOR

### K2000

PADLOCK

5

10

10

10

1

### K700WHI

SHAVER SOCKET OUTLET  
200-250 VOLTS 50/60Hz  
FUSED

Incorporates a self-resetting  
overload device, limiting  
current to 20VA.

10

### K701WHI

SHAVER/TOOTHBRUSH  
SUPPLY UNIT  
DUAL VOLTAGE  
115/230V OUTPUT  
(220/240V 50/60Hz INPUT)

### K706WHI

SHAVER/TOOTHBRUSH  
SUPPLY UNIT  
DUAL VOLTAGE  
115/230V OUTPUT  
(120/130V 50/60Hz INPUT)  
(NON UK)

1

1

#### MOUNTING BOXES:

FLUSH: (35mm)  
1 GANG: 866ZIC  
2 GANG: 886ZIC

SURFACE:  
1 GANG: K2031WHI  
2 GANG: K2172WHI

These products are not suitable for  
installation in 25mm boxes

DIMENSIONS:  
1 gang: 86 x 86mm  
2 gang: 86 x 146mm

FIXING CENTRES:  
1 gang: 60.3mm  
2 gang: 120.6mm

IEC 60884-1: 2006

#### MOUNTING BOXES:

FLUSH:  
3995ZIC

SURFACE:  
K2160WHI

For local isolation of fans with or  
without timers for repair or routine  
maintenance.

DIMENSIONS:  
86 x 86mm

FIXING CENTRES:  
60.3mm

BS EN 60947-3: 1992

#### MOUNTING BOXES:

FLUSH:  
861ZIC

SURFACE:  
K2140WHI

**Must not be installed in a  
bathroom or shower room.**

Designed for wiring onto  
lighting circuits

DIMENSIONS:  
86 x 86mm

FIXING CENTRES:  
60.3mm

BS 4573: 1970

#### MOUNTING BOXES:

FLUSH: 878ZIC  
SURFACE: K2172WHI

This design incorporates a double  
wound isolating transformer rated  
20VA at 230 or 115 volts it meets  
BS EN 61558 making it safe for use  
in bathrooms. Insertion of a shaver/  
toothbrush plug automatically  
switches on by energising the  
primary side of the isolating  
transformer – removal automatically  
switches off. The transformer is  
protected against overload by an  
automatic solid  
state overload device with  
automatic resetting.

DIMENSIONS: 146 x 86mm  
FIXING CENTRES: 120.6mm

BS EN 61558-2-5: 1998

## Features and Benefits



A screwless cord grip automatically clamps and securely holds the cable in connection units with base and front flex outlets



Switched units are double pole with neutral pole contacts 'making' before and 'breaking' after live contacts. Rockers with built-in indicators are available



When servicing or repairing appliances, fuse carriers remain attached to the frontplate when opened and can be padlocked for safety




An optional tamperproof screw on fuse carriers is particularly useful for appliances in public areas



In-line terminals, backed out captive terminal screws and clear marking make wiring up easy

## Connection Units

### SWITCHED FLUSH



<b>K330WHI</b>	10
<b>K330GRA</b>	10
DP WITH FLEX OUTLET IN BASE AND THICK FRONTPLATE	
<b>K370WHI</b>	10
<b>K370GRA</b>	10
DP WITH NEON, FLEX OUTLET IN BASE AND THICK FRONTPLATE	
<b>K370D1WHI</b>	10
DP WITH NEON, FLEX OUTLET IN BASE, THICK FRONTPLATE AND RED ROCKER	
<b>K1030WHI</b>	10
DP WITH FRONT FLEX OUTLET	

**MOUNTING BOXES:**  
K1030, K1040, K1060 and K1070  
FLUSH: 866ZIC (35mm)  
SURFACE: K2031WHI  
K330 and K370  
FLUSH: 866ZIC (35mm)  
SURFACE: K2140WHI

All units are fitted with a 13A fuse-link to BS 1362. See page 206 for spare fuse-links.

The fuse carrier can be locked in the open position by removing the fuse and using K2000 fuse carrier padlock.

### UNSWITCHED FLUSH



<b>K1040WHI</b>	10
DP	
<b>K1040KOWHI</b>	10
DP WITH TAMPERPROOF SCREW	
<b>K1060WHI</b>	10
DP WITH NEON	
<b>K1060D1WHI</b>	10
DP WITH NEON AND RED ROCKER	
<b>K1070WHI</b>	10
DP WITH FRONT FLEX OUTLET AND NEON	
<b>K1070D1WHI</b>	10
DP WITH FRONT FLEX OUTLET, NEON AND RED ROCKER	
<b>K2000</b>	1
PADLOCK (FOR FUSE CARRIER)	


**K1030 and K1070** front flex outlet products cannot be mounted directly onto MK Cable Box K2131WHI. A mounting frame K2134WHI will have to be used between the product and the box.

Base entry frontplates are 12.5mm deep

**DIMENSIONS:**  
86 x 86mm

**FIXING CENTRES:**  
60.3mm

BS 1363 Pt 4: 1995



<b>K337WHI</b>	10
WITH FLEX OUTLET IN BASE AND THICK FRONTPLATE	
<b>K337KOWHI</b>	10
WITH FLEX OUTLET IN BASE, THICK FRONTPLATE AND TAMPERPROOF SCREW FOR FUSE CARRIER	
<b>K377WHI</b>	10
WITH FLEX OUTLET IN BASE, NEON AND THICK FRONTPLATE	

#### MOUNTING BOXES:

FLUSH:  
866ZIC (35mm)

SURFACE:  
K2140WHI

All units are fitted with a 13A fuse-link to BS 1362. See page 206 for spare fuse-links.

Base entry frontplates are 12.5mm deep

The fuse carrier can be locked in the open position by removing the fuse and using K2000 fuse carrier padlock

**DIMENSIONS:** 86 x 86mm

**FIXING CENTRES:** 60.3mm

BS 1363 Pt 4: 1995

## Dual Switch

## DP Switches

20 AMP  
FLUSH



K5208WHI



K5207WHI

20 AMP  
FLUSH



K5403WHI



K5423WHI



K5423WHWHI



K5423D1WHI

32 AMP  
FLUSH



K5105WHI

50 AMP  
MOULDED  
FLUSH



K5205WHI



K5215CKWHI

50 AMP  
METAL



K5230WHI



K5012WHI

**K5208WHI**  
**K5207WHI**  
WITH NEON

10  
10

**K5403WHI**  
WITH FLEX OUTLET IN BASE

**K5423WHI**  
WITH FLEX OUTLET IN BASE  
AND NEON

**K5423WHWHI**  
WITH FLEX OUTLET IN BASE,  
NEON AND MARKED  
'WATER HEATER'.

**K5423D1WHI**  
WITH FLEX OUTLET IN BASE,  
NEON AND RED ROCKER

10  
10  
10  
10

**K5105WHI**  
WITH NEON  
**K5105GRA**  
WITH NEON

10  
10

**K5205WHI**  
**K5215WHI**  
WITH NEON  
**K5215CKWHI**  
WITH NEON  
AND MARKED 'COOKER'  
**K5215SHWHI**  
WITH NEON  
AND MARKED 'SHOWER'

1  
1  
1  
1

**K5230WHI**  
WITH NEON  
SURFACE MOUNTED

**K5012WHI**  
WITH NEON  
FLUSH MOUNTED

1  
1

FOR CONTROLLING DUAL  
IMMERSION HEATERS

MOUNTING BOXES:

FLUSH:  
866ZIC (35mm)

SURFACE:  
K2140WHI

Only mounting boxes with an earth  
terminal should be used.

These products are marked 'on' and  
'off' against the one-way DP switch  
and 'sink' and 'bath' against the  
two-way SP switch.

DIMENSIONS: 86 x 86mm  
FIXING CENTRES: 60.3mm

BS EN 60669-1: 1999

MOUNTING BOXES:

FLUSH:  
866ZIC (35mm)

SURFACE:  
K2140WHI  
K2031WHI (for extra wiring space)

Base entry frontplates are  
12.5mm deep.

All switches are complete with  
earth terminals.

Not recommended for switching  
large banks of PCs.

DIMENSIONS:  
86 x 86mm

FIXING CENTRES:  
60.3mm

BS EN 60669-1: 1999

MOUNTING BOXES:

FLUSH:  
866ZIC (6mm<sup>2</sup> conductors)  
877ZIC (10mm<sup>2</sup> conductors)

SURFACE:  
K2140WHI (6mm<sup>2</sup> conductors)  
K2031WHI (10mm<sup>2</sup> conductors)

Supplied with 8 self-adhesive  
plastic identification labels marked  
hob, fan, oven, water heater,  
shower, air conditioner, cooker and  
washing machine.

Not recommended for switching  
large banks of PCs.

DIMENSIONS: 86 x 86mm  
FIXING CENTRES: 60.3mm

BS EN 60669-1: 1999

MOUNTING BOXES:

FLUSH:  
886ZIC (6mm<sup>2</sup> conductors)  
878ZIC (10mm<sup>2</sup> conductors)

SURFACE:  
K2172WHI

**K5205WHI** and **K5215WHI**  
Supplied with 8 self-adhesive  
plastic identification labels marked  
hob, fan, oven, water heater,  
shower, air conditioner, cooker and  
washing machine.

Not recommended for switching  
large banks of PCs.

DIMENSIONS: 86 x 146mm  
FIXING CENTRES: 120.6mm

BS EN 60669-1: 1999

**K5230**

Supplied with mounting box. Earth  
terminal fitted on base of box.

Not recommended for switching  
large banks of PCs.

DIMENSIONS: 150 x 89 x 50mm  
KNOCKOUTS: 8 x 20mm

TERMINAL CAPACITY:  
16mm<sup>2</sup> conductors

BS EN 60669-1: 1999

**K5012**

Not supplied with mounting box.  
FLUSH: 5120ALM

Supplied with earth terminals.

Not recommended for switching  
large banks of PCs.

DIMENSIONS: 178 x 165mm

BS EN 60669-1: 1999



## Cooker Connection Unit

FLUSH



K5045WHI

## Cooker Controls

45 AMP  
MOULDED  
FLUSH



K5060WHI



K5061WHI

45 AMP  
MOULDED  
SURFACE



K5040WHI




K5041WHI

45 AMP  
METAL  
FLUSH



K5011WHI

45 AMP  
METAL  
SURFACE



K5001WHI

**K5045WHI****10****K5060WHI**

45A  
DP MAIN SWITCH  
AND 13A  
SWITCHSOCKET OUTLET

**K5061WHI**

45A  
DP MAIN SWITCH  
AND 13A  
SWITCHSOCKET OUTLET  
WITH NEONS

**1****K5040WHI**

45A  
DP MAIN SWITCH  
AND 13A  
SWITCHSOCKET OUTLET

**K5041WHI**

45A  
DP MAIN SWITCH  
AND 13A  
SWITCHSOCKET OUTLET  
WITH NEONS

**1****K5011WHI**

45A  
DP MAIN SWITCH  
AND 13A  
SWITCHSOCKET OUTLET  
WITH NEONS

**1****K5001WHI**

45A  
DP MAIN SWITCH  
AND 13A  
SWITCHSOCKET OUTLET  
WITH NEONS

**1**

## MOUNTING BOX

FLUSH:  
877ZIC (46mm)

Supplied complete with terminal block, each terminal of which will accommodate up to two 10mm<sup>2</sup> conductors.

Moulded cover plate, cable clamp included.

DIMENSIONS:  
86 x 86mm

FIXING CENTRES:  
60.3mm

BS 5733: 2010

## MOUNTING BOXES:

FLUSH:  
886ZIC (Up to 6mm<sup>2</sup> conductor)  
878ZIC (Up to 10mm<sup>2</sup> conductor)

Rotary operated shutter.

DIMENSIONS:  
86 x 146mm

FIXING CENTRES:  
120.6mm

BS 4177: 1992

Supplied complete with mounting box and cable restraint.

Fitted with earth terminals.

Rotary operated shutter.

DIMENSIONS:  
86 x 146 x 60mm

BS 4177: 1992

## MOUNTING BOX

FLUSH:  
512OALM

Fitted with earth terminals.

Rotary operated shutter.

DIMENSIONS:  
178 x 165mm

BS 4177: 1992

Supplied complete with mounting box.

Fitted with earth terminals.

Rotary operated shutter.

DIMENSIONS:  
156 x 144 x 67mm

KNOCKOUTS:  
5 x 25mm.  
Two in each of top and bottom,  
one in back.

BS 4177: 1992

## PLATESWITCHES

### Neon Locator



### Side Access, Captive Terminal Screws

### Top Access, Backed out and Captive Terminal screws

 10 AMP  
FLUSH

 10 AMP  
FLUSH

 20 AMP  
FLUSH

 10 AMP  
FLUSH


K3041



K4870GRA



K4871WHI



K4872WHI



K4872GRA



K4875WHI



K4873WHI



K4874WHI



K4879WHI



K4870D2WHI



K4871D2WHI



K4872D2WHI



K4878BWHI



K4878PWHI

**K3041**  
NEON PLATESWITCH  
LOCATOR  
200-250V, 50Hz.  
TUNGSTEN GLS LAMPS ONLY

5

**K4870WHI**  
**K4870GRA**  
1 GANG SP  
ONE-WAY

**K4871WHI**  
**K4871GRA**  
1 GANG SP  
TWO-WAY

**K4872WHI**  
**K4872GRA**  
2 GANG SP  
TWO-WAY

 10  
10

**K4875WHI**  
1 GANG  
INTERMEDIATE

**K4876WHI**  
1 GANG DP  
ONE-WAY

**K4873WHI**  
3 GANG SP  
TWO-WAY

**K4874WHI**  
4 GANG SP  
TWO-WAY

**K4879WHI**  
6 GANG SP  
TWO-WAY

 10  
10

 10  
10

10

**K4870D2WHI**  
1 GANG SP  
ONE-WAY

**K4871D2WHI**  
1 GANG SP  
TWO-WAY

**K4872D2WHI**  
2 GANG SP  
TWO-WAY

10

10

5

5

10

**K4878BWHI**  
1 GANG SP  
TWO WAY  
PUSH SWITCH WITH BELL SYMBOL  
PUSH TO MAKE OR BREAK

**K4878PWHI**  
1 GANG SP  
TWO WAY  
PUSH SWITCH MARKED 'PRESS'  
PUSH TO MAKE OR BREAK

10

10

10

10

Neon Plateswitch Locator is for use with any 1, 2 and 3 gang Logic Plus™ plateswitches.

Used for location of switches in dark situations.

FIXING CENTRES: 60.3mm

BS 5733: 2010

MOUNTING BOXES:

FLUSH:  
1, 2 & 3 GANG: 3995ZIC  
4 & 6 GANG: 862ZIC

SURFACE:  
1, 2 & 3 GANG: K2160WHI  
4 & 6 GANG: K2161WHI

These switches do not have to be derated when used with fluorescent or inductive loads.

**K4871, K4872, K4873, K4874, K4879**

These switches can be wired as either one-way or two-way.

DIMENSIONS:  
1, 2 & 3 gang: 86 x 86mm  
4 & 6 gang: 86 x 146mm

FIXING CENTRES:  
1, 2 & 3 gang: 60.3mm  
4 & 6 gang: 120.6mm

BS EN 60669-1: 1999

**20A VERSIONS**

**K4870, K4873, K4874, K4875, K4871 & K4872** are all available as 20A SP versions. Use suffix D2WHI when ordering.

**K4867WHI** is 20A DP 1 way version of K4871.

**K4868WHI** is 20A DP 1 way version of K4872.

MOUNTING BOXES:

FLUSH:  
3995ZIC

SURFACE:  
K2160WHI

DIMENSIONS:  
86 x 86mm

FIXING CENTRES:  
60.3mm

BS EN 60669-1: 1999

## PLATESWITCHES

Top Access, Backed out and Captive Terminal screws

WITH WIDE ROCKERS

10 AMP

FLUSH

Architrave Switches

10 AMP

FLUSH

Lockable Fire Alarm Isolator Switch

20 AMP DP

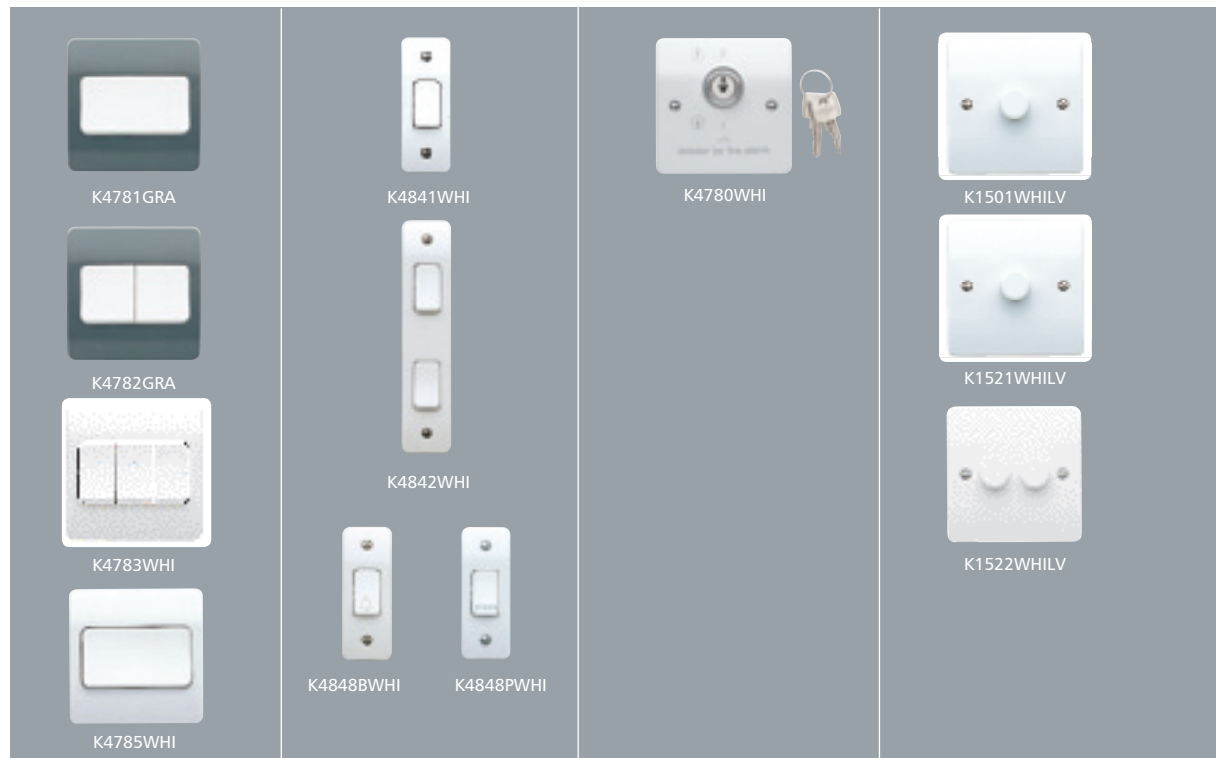
FLUSH

Intelligent Dimmer Switches

230V a.c. 50Hz  
TUNGSTEN FILAMENT  
AND LOW VOLTAGE  
HALOGEN LIGHTING  
FLUSH



Wide rocker plateswitches are not only a stylish alternative to standard plateswitches, but with the fixing screws hidden, the rocker cap acts as an additional barrier to prevent unwanted tampering in public areas. They are also very practical and easy to use for the young and elderly alike.



**K4781WHI**

**K4781GRA**  
1 GANG SP TWO-WAY WITH WIDE ROCKER

**K4782WHI**

**K4782GRA**  
2 GANG SP TWO-WAY WITH WIDE ROCKERS

**K4783WHI**

3 GANG SP TWO-WAY WITH WIDE ROCKERS

**K4785WHI**

**K4785GRA**  
1 GANG SP INTERMEDIATE WITH WIDE ROCKER

MOUNTING BOXES:

FLUSH: 3995ZIC

SURFACE:  
K2160WHI  
K2140WHI (for extra wiring space)

These switches do not have to be derated when used with fluorescent or inductive loads.

DIMENSIONS: 86 x 86mm  
FIXING CENTRES: 60.3mm

BS EN 60669-1: 1999

**20A DP VERSIONS**

**K4787WHI** is 20A DP 1 way version of K4781.

**K4788WHI** is 20A DP 1 way version of K4782.

BS EN 60669-1: 1999

10

10

10

10

10

10

10

**K4841WHI**

1 GANG SP TWO-WAY

**K4842WHI**

2 GANG SP TWO-WAY

**K4848BWHI**

1 GANG SP PUSH SWITCH WITH BELL SYMBOL  
PUSH TO MAKE OR BREAK

**K4848PWHI**

1 GANG SP PUSH SWITCH MARKED 'PRESS'  
PUSH TO MAKE OR BREAK

MOUNTING BOXES:

FLUSH:

1 GANG: 3921ZIC  
2 GANG: 3922ZIC

SURFACE:

1 GANG: K2151WHI  
2 GANG: K2152WHI

These switches do not have to be derated when used with fluorescent or inductive loads.

**K4841, K4842** These switches can be wired as either one-way or two-way.

DIMENSIONS:

1 gang: 86 x 32mm;  
2 gang: 146 x 32mm

FIXING CENTRES:

1 gang: 60.3mm;  
2 gang: 120.6mm

BS EN 60669-1: 1999

5

5

5

5

**K4780WHI**

20A DP LOCKABLE FIRE ALARM ISOLATOR SWITCH

MOUNTING BOXES:

866ZIC

DIMENSIONS: 86 X 86MM

FIXING CENTRES: 60.3MM

BS 60669-2-4: 2005

The isolator has primarily been introduced for use in Alarm Systems that must comply with BS 5839-1:2002+A2:2008

1

**K1501WHILV**

1 GANG SINGLE TWO WAY 60W/VA-500W/400 VA

**K1521WHILV**

1 GANG SINGLE TWO WAY 40W/VA-300W/240 VA

**K1522WHILV**

1 GANG DOUBLE TWO WAY 2 x 40W/VA-300W/240 VA

MOUNTING BOXES:

WITH/WITHOUT PATTRISS (Patriss is supplied with K1501, K1521)

**K1522**

FLUSH: 861ZIC/866ZIC

SURFACE: K2140WHI

**K1501, K1521**

FLUSH:

with patriss: 16mm deep min 3995ZIC  
without patriss: 25mm deep min 861ZIC

SURFACE: K2160WHI/K2140WHI  
Dimmers comply with BS EN 55015 (CISPR 15) for RFI suppression.

Micro controller based circuitry to provide electronic soft-start and overload protection. Suitable for use with good quality electronic or wire wound transformers. Can also be used with good quality mains voltage halogen lamps incorporating GU10 bases. Please check with lamp manufacturer to determine suitability.

DIMENSIONS: 86 x 86mm

FIXING CENTRES: 60.3mm

Conforms to BS EN 60669-2-1,  
BS EN 55015

technical hotline +44 (0)1268 563720

white | wiring devices

## Standard Dimmer Switches

230V a.c. 50Hz  
TUNGSTEN FILAMENT  
FLUSH



K1511WHI



K1531WHI



K1532WHI



K1533WHI

## Dimmer Switches

230V a.c. 50Hz  
COMPACT  
FLUORESCENT  
FLUSH



K1525WHI

## Dimmer Switches (NON UK)

200-250V a.c.  
50 or 60Hz  
FLUSH



K1541WHI



K1561WHI



K1631WHI



K1661WHI

## Blank Plates


FLUSH



K3825WHI



K3827WHI



K3828WHI



K5033WHI

## Flex Outlet Frontplate

FLUSH



K1090WHI

**K1511WHI**  
1 GANG SINGLE  
ONE WAY 65-450W

**K1531WHI**  
1 GANG SINGLE  
ONE WAY 40-250W

**K1532WHI**  
1 GANG DOUBLE  
ONE WAY 2 x 40-250W

**K1533WHI**  
1 GANG DOUBLE  
TWO WAY 2 x 40-250W

**K1534WHI**  
1 GANG SINGLE  
TWO WAY 40-250W

**K1535WHI**  
1 GANG SINGLE  
TWO WAY 65-450W

### MOUNTING BOXES:

FLUSH: 861ZIC-25mm deep. With pattress: 3995ZIC-16mm deep min  
SURFACE: K2140WHI-30mm deep. With pattress: K2160WHI-16mm deep min  
Only suitable for tungsten filament lamps.

**NOT suitable for fluorescent lamps or low voltage lighting.**

DIMENSIONS: 86 x 86mm  
FIXING CENTRES: 60.3mm  
Conforms to BS EN 60669-2-1 and BS EN 55015

**K1525WHI**  
1 GANG SINGLE  
TWO WAY 11-300W  
240VA FOR COMPACT  
FLUORESCENT LAMPS ONLY

### MOUNTING BOXES:

FLUSH:  
With pattress: 16mm deep min 3995ZIC  
Without pattress: 25mm deep min 861ZIC

SURFACE: K2160WHI/K2140WHI

**Dimmers comply with BS EN 55015 (CISPR15) for RFI suppression.**

Micro controller based circuitry to provide electronic starting and overload protection for dimmable compact fluorescent lamps. This product is designed to start at full brightness regardless of dimmer setting automatically adjusting to the desired level after a short period

Max number of lamps (4)  
DIMENSIONS: 86 x 86MM  
FIXING CENTRES: 60.3MM  
Conforms to BS EN 60669-2-1, BS EN 55015

**K1541WHI**  
1 GANG SINGLE  
ONE WAY  
75-500W 50Hz  
**K1561WHI**  
1 GANG SINGLE  
TWO WAY  
100-1000W 50Hz

**K1631WHI**  
1 GANG SINGLE  
ONE WAY  
40-250W 60Hz

**K1641WHI**  
1 GANG SINGLE  
ONE WAY  
75-500W 60Hz

**K1661WHI**  
1 GANG SINGLE  
TWO WAY  
100-1000W 60Hz

**K1539WHI**  
FAN CONTROLLER  
1 GANG SINGLE ONE WAY  
300 VA 50Hz

### MOUNTING BOXES:

FLUSH: 861ZIC-25mm deep min  
SURFACE: K2140WHI-30mm deep

DIMENSIONS: 86 x 86mm  
FIXING CENTRES: 60.3mm

**K3825WHI**  
1 GANG MOULDED  
ARCHITRAVE  
**K3827WHI**  
1 GANG MOULDED  
**K3828WHI**  
2 GANG MOULDED  
**K5033WHI**  
METAL

### K3825WHI

For use with 3921ZIC and K2151WHI MOUNTING BOXES:

### K5033WHI

For use with 5120ALM deep metal box.

DIMENSIONS:  
K3825WHI: 86 x 31mm  
K3827WHI: 86 x 86mm  
K3828WHI: 86 x 146mm  
K5033WHI: 178 x 165mm

FIXING CENTRES:  
K3825WHI: 60.3mm  
K3827WHI: 60.3mm  
K3828WHI: 120.6mm  
K5033WHI: 133mm  
BS 5733: 2010

**K1090WHI**  
FLEX OUTLET FRONTPLATE.  
UNFUSED  
20 AMP RATING

Complete with three pairs of terminals, each suitable for 2 x 2.5mm<sup>2</sup> conductors and a 1.5mm<sup>2</sup> flexible cord. A cord-grip is also fitted. Frontplate thickness is 12.5mm. Hole diameter is 11mm.

DIMENSIONS:  
86 x 86mm  
FIXING CENTRES:  
60.3mm  
BS 5733: 2010

## MODULAR POWER AND MULTIMEDIA

Euro Modular  
FrontplatesEuro Power  
Modules

## FRONTPLATES



K181WHI




K182WHI




K184WHI



K5830WHI



K5831WHI



K5832WHI



K5833WHI



K5834WHI



K5837WHI

**K181WHI**

10

1 GANG EURO FRONTPLATE  
ONE MODULE  
APERTURE SIZE 25 X 50MM

**K182WHI**

10

**K182GRA**  
1 GANG EURO FRONTPLATE  
TWO MODULE  
APERTURE SIZE 50 X 50MM

**K184WHI**

10

**K184GRA**  
2 GANG EURO FRONTPLATE  
FOUR MODULE  
APERTURE SIZE 100 X 50MM

**K185WHI**

1

3 GANG EURO FRONTPLATE  
SIX MODULE  
APERTURE SIZE 150 X 150MM

## MOUNTING BOXES:

Suitable for flush boxes to  
BS 4662: 2006 and surface boxes  
to BS 5733: 2010

Refer to appropriate module for  
minimum box depth.

**K185WHI**

MOUNTING BOX: 35mm  
VTS8035 (For use with Pinnacle  
and Premier cable management  
systems)

K2153WHI 30mm

FIXING CENTRES: 1 gang: 60.3mm  
2 gang: 120.6mm

BS 5733: 2010 where applicable

Note: No grid required, modules  
just clip into place

**K5830WHI**

10

**K5830BLK**

10

UK 1 GANG EURO 2 MODULE  
13A 250V SHUTTERED

**K5831WHI**

10

**K5831BLK**

10

GERMAN 2P+E  
16A 250V SHUTTERED  
EURO 2 MODULE (NON UK)

**K5832WHI**

10

**K5832BLK**

10

AMERICAN 2P+E  
15A 127V SHUTTERED  
EURO 2 MODULE (NON UK)

**K5830**

MOUNTING BOX: 35mm minimum  
46mm (for extra wiring space)  
DIMENSIONS: 50 x 50mm  
BS 1363: Pt2: 1995

**K5831**

MOUNTING BOX: 46mm  
DIMENSIONS: 50 x 50mm  
IEC 60884-1: 2006

**K5832**

MOUNTING BOX: 35mm  
46mm (for extra wiring space)  
DIMENSIONS: 50 x 50mm  
SASO 2203: 2003

**K5833WHI**

10

**K5833BLK**

10

UK 1 GANG EURO 2 MODULE  
5A 250V SHUTTERED

**K5834WHI**

10

**K5834BLK**

10

FRENCH/BELGIAN 2P+E  
16A 250V SHUTTERED  
EURO 2 MODULE (NON UK)

**K5837WHI**

1

**K5837BLK**

1

USB CHARGING MODULE  
EURO 2 MODULE

**K5833**

MOUNTING BOX: 35mm minimum  
46mm (for extra wiring space)  
DIMENSIONS: 50 x 50mm  
BS 546: 1950

**K5834**

MOUNTING BOX: 46mm  
DIMENSIONS: 50 x 50mm  
NF C61-341

**K5837**

MOUNTING BOX: 35mm  
46mm (for extra wiring space)  
DIMENSIONS: 50 x 50mm

Features 2 charging sockets each  
delivering 1A charging current  
at 5Vdc (total 2A max). Allows  
charging of portable devices via  
USB 2.0 type A plug.

IEC 60950-1  
IEC 61000-6-1/3

technical hotline +44 (0)1268 563720

white | wiring devices

## Euro Datacom Modules

RJ11/12



K5887WHI



K5887BLK

RJ45 CAT 6



K5846WHI



K5846sBLK



K5864WHI

RJ45 CAT 5E



K5844WHI



K5845WHI



K5845BLK

TELEPHONE



K5820WHI



K5821WHI



K5821BLK

BNC



K5801WHI

**K5887WHI**  
**K5887BLK**  
RJ11/12  
ONE MODULE 25 X 50MM



**K5846WHI**  
**K5846BLK**  
RJ45 CAT 6  
ONE MODULE 25 X 50MM  
**K5846sWHI**  
**K5846sBLK**  
RJ45 CAT 6 SCREENED  
ONE MODULE 25 X 50MM  
**K5864WHI**  
RJ45 CAT 6 ANGLED  
ONE MODULE 25 X 50MM



**K5844WHI**  
RJ45 CAT 5E ANGLED  
ONE MODULE 25 X 50MM  
**K5845WHI**  
**K5845BLK**  
RJ45 CAT 5E  
ONE MODULE 25 X 50MM



**K5820WHI**  
**K5820BLK**  
TELEPHONE MASTER  
ONE MODULE 25 X 50MM  
**K5821WHI**  
**K5821BLK**  
TELEPHONE SECONDARY  
ONE MODULE 25 X 50MM



**K5801WHI**  
BNC 50Ω  
ONE MODULE 25 X 50MM



Suitable for both RJ11 and RJ12 jacks  
RJ11; 4 wire  
RJ12; 6 wire  
MOUNTING BOXES:  
Minimum box depth 25mm  
FCC68  
EN 41003

Cat 6 performance.  
Suitable for both 568A and 568B wiring schemes.  
MOUNTING BOXES:  
Minimum Box Depth 35mm  
ISO/IEC 11801  
EN 50173  
TIA 568  
EN 41003

Enhanced Cat 5 performance.  
Suitable for both 568A and 568B wiring schemes.  
Supplied with cable tie and cable anchors to secure wires in the connectors.  
MOUNTING BOXES:  
Minimum box depth 25mm standard  
ISO/IEC 11801  
EN 50173  
TIA 568  
EN 41003

MOUNTING BOXES:  
Minimum depth 25mm  
BS 6312 Pt 2

50 Ohm crimp connector suitable for use with RG58, URM43, URM76 and Beldon 9907 type co-axial cables.  
MOUNTING BOXES:  
Minimum box depth 25mm

Mains operated products and extra low voltage modules must not be installed within the same frontplate.  
Refer to BS 7671: 2008 for details.

## Euro Multimedia Modules

TV CO-AXIAL OUTLETS  
FOR DIGITAL TV  
SCREENED  
NON ISOLATED

AUDIO &amp; HD



K5850WHI K5850BLK



K5851WHI K5851BLK



K5855WHI K5855BLK



K5852WHI



K5852DABWHI



K5853WHI



K5853DABWHI



K5854DABWHI




K5807WHI



K5805WHI









K5806WHI



K5809WHI



K5809BLK

**K5850WHI**   
**K5850BLK**   
 SINGLE OUTLET (IEC MALE)  
 ONE MODULE 25 X 50MM  
**K5851WHI**   
**K5851BLK**   
 SINGLE OUTLET (IEC FEMALE)  
 ONE MODULE 25 X 50MM  
**K5855WHI**   
**K5855BLK**   
 SINGLE F-TYPE SATELLITE SOCKET  
 ONE MODULE 25 X 50MM







Fully screened non isolated TV outlets containing a combination of single, TV/FM Diplexer and TV/FM/SAT Triplexer for use within digital TV systems and interactive TV services. Single outlets for connection to a single TV, FM or Satellite co-axial aerial lead.

MOUNTING BOXES:  
Min box depth 32mm

DIMENSIONS:  
1 Module 25 x 50mm  
2 Module 50 x 50mm





BS 3041: 1997  
IEC 169-2: 1965  
BS EN 50083 & BS 5733: 2010  
where applicable

These products are fully compatible with Labgear TV distribution systems and are approved for use in "Sky Homes" and "Homes On" specifications



**K5852WHI**   
**K5852BLK**   
 TWIN OUTLET  
 TV/FM DIPLEXER  
 TWO MODULE 50 X 50MM  
 (IRELAND ONLY)  
**K5852DABWHI**   
**K5852DABBLK**   
 TWIN OUTLET TV-FM/DAB DIPLEXER  
 TWO MODULE 50 X 50MM  
**K5853WHI**   
**K5853BLK**   
 TRIPLE OUTLET  
 TV/FM/SATELLITE TRIPLEXER  
 TWO MODULE 50 X 50MM  
 (IRELAND ONLY)







TV/FM diplexer units for connection to a single co-axial aerial lead with combined TV and FM signals.  
 TV/FM/SAT triplexer units for connection to a single co-axial aerial lead with combined TV, FM and Satellite signals

PERFORMANCE  
SINGLE OUTLETS  
TV/FM IEC MALE OR FEMALE  
DC-950MHz  
SAT F-TYPE  
DC-1.75GHz

**K5853DABWHI**   
**K5853DABBLK**   
 TRIPLE OUTLET TV-FM/DAB-SAT  
 TRIPLEXER TWO MODULE 50 X 50MM  
**K5854DABWHI**   
**K5854DABBLK**   
 QUAD OUTLET TV-FM/DAB-2XSAT  
 TWO MODULE 50 X 50MM

TV/FM/SAT PRODUCTS  
OUTLET TV  
DIPLEXER  
5-65MHz  
470-862MHz  
87.5-108MHz  
N/A  
FM/DAB  
SAT  
N/A  
TV/FM/DAB/SAT PRODUCTS FOR DIGITAL RADIO  
OUTLET TV  
DIPLEXER  
5-65MHz  
470-862MHz  
87.5-230MHz  
N/A  
FM/DAB  
SAT OR SAT1  
SAT2  
N/A

**K5807WHI**   
**K5807BLK**   
 FEMALE HDMI OUTLET  
**K5807WHI** Female HDMI Outlet is HDMI 1.1, 1.2 and 1.3 compatible, HDCP compliant.  
 Data Rate: Up to 2.25 Gbps  
 Scan: Up to 1080p/1920x1200  
 Input Connector:  
1 x HDMI Female (Type A)  
 Output Connector:  
1 x HDMI Female (Type A)  
 Supports high resolution input:  
PC: VGA, SVGA,  
SXVGA (1280x1024) and UXGA (1600x1200, 1920x1200)  
 HDTV: 480p, 720p, 1080i and 1080p  
 HDMI input cable should be no larger than 20m.  
 Weight of product: 16g  
 Dimensions: 50 x 50 x 20mm

**K5805WHI**   
**K5805BLK**   
 AUDIO BINDING POST SET  
 FOR SINGLE LOUD SPEAKER  
**K5806WHI**   
**K5806BLK**   
 RCA TO SCREW TERMINATION SET  
 1 RED AND 1 BLACK  
**K5809WHI**   
**K5809BLK**   
 TRIPLE RCA TO SCREW  
 TERMINATION SET  
 1 YELLOW, 1 WHITE, 1 RED  
 WEIGHT: 23g  
 DIMENSIONS:  
50 x 25 x 28mm

OUTLET TV  
FM  
SAT1  
OUTLET TV  
FM  
SAT1  
SAT2  
TRIPLEXER  
5-65MHz  
470-862MHz  
87.5-108MHz  
950-2300MHz  
TRIPLEXER  
5-65MHz  
470-862MHz  
87.5-230MHz  
950-2300MHz  
5-2300MHz

technical hotline +44 (0)1268 563720

white | wiring devices

## LJU6C Datacom Frontplates

## LJU6C Datacom Modules

### BLANKS

### FRONTPLATES

### RJ11/12

### RJ45 CAT 6

### RJ45 CAT 5E

### BLANKS




K180WHI



K188WHI



K188BLK



K186WHI



K186BLK




K172WHI



K5787WHI



K5746WHI



K5746BLK



K5746sWHI



K5746sBLK



K5745WHI



K5745BLK



K170WHI



K170BLK

**K180WHI**  
TWO MODULE  
BLANK 50 X 50MM

10

**K188WHI**  
**K188BLK**  
ONE MODULE  
BLANK 25 X 50MM

10

10

**K186WHI**  
**K186BLK**  
HALF MODULE  
BLANK 12.5 X 50MM

10

10

**K172WHI**  
1 GANG TWIN  
LJU6C FRONTPLATE  
TWO MODULE  
APERTURE SIZE 22 X 37MM

10

**K5787WHI**  
RJ11/12  
ONE MODULE

5

**K5746WHI**  
**K5746BLK**  
RJ45 CAT 6  
ONE MODULE

5

5

**K5746sWHI**  
**K5746sBLK**  
RJ45 CAT 6  
SCREENED  
ONE MODULE

5

5

**K5745WHI**  
**K5745BLK**  
RJ45 CAT 5E  
ONE MODULE

5

5

**K170WHI**  
**K170BLK**  
ONE MODULE BLANK

10

10

**MOUNTING BOXES:**  
Minimum depth 16mm  
BS 5733: 2010 where applicable

**MOUNTING BOXES:**  
suitable for flush boxes to BS 4662: 1970 and surface boxes to BS 5733: 2010

Refer to appropriate module for minimum box depth.

**FIXING CENTRES:**  
1 gang: 60.3mm  
2 gang: 120.6mm

BS 5733: 2010 where appropriate

Note: No grid required, modules just clip into place

Suitable for both RJ11 and RJ12 jacks.

RJ11: 4 wire

RJ12: 6 wire

**MOUNTING BOXES:**

Minimum box depth 25mm

FCC68

EN41003

Cat 6 performance.

Suitable for both 568A and 568B wiring schemes.

**MOUNTING BOXES:**  
Minimum Box Depth 35mm

ISO/IEC 11801

EN 50173

TIA 568

EN 41003

Enhanced Cat 5 performance. Suitable for both 568A and 568B wiring schemes.

**MOUNTING BOXES:**  
Minimum box depth 25mm

ISO/IEC 11801

EN 50173

TIA 568

EN 41003


**MOUNTING BOXES:**  
Minimum box depth 16mm  
BS 5733: 2010 where appropriate



### MK Modular Frontplates

### MK Modular Datacom Modules

### Telephone Socket Outlets



FLUSH

**K191WHI**1 GANG  
ONE MODULE**K192WHI**1 GANG  
TWO MODULE**K193WHI**  
2 GANG  
THREE MODULE**K194WHI**  
2 GANG  
FOUR MODULE

5

**K420WHI**TELEPHONE OUTLET  
MASTER ONE MODULE

5

**K421WHI**TELEPHONE OUTLET  
SECONDARY ONE MODULE

5

**K487WHI**RJ11  
TELEPHONE/DATA SOCKET  
ONE MODULE

5

**K190WHI**BLANK  
ONE MODULE

10

**K422WHI**1 GANG  
TELEPHONE MASTER

10

**K427WHI**1 GANG  
TELEPHONE SECONDARY

10

**K4817WHI**1 GANG  
RJ11 TELEPHONE SOCKET

5

**K3540WHI**3 PIN WITH  
TELEPHONE SYMBOL (NON UK)

10

**400NAT**

IDC INSERTION TOOL

10

10

10

10

10

## MOUNTING BOXES:

Suitable for flush boxes to BS 4662: 1970 and surface boxes to BS 5733: 2010

See Modules for correct box depth.

BS 5733: 2010 where applicable

## MOUNTING BOXES:

**K420 and K421** are approved under OFTEL approval No.NS/G/23/L/100005 for direct and indirect connections between a termination point of a public telecommunications system and any piece of approved telecommunications apparatus.

BS 6312 Pt 2

**K487** FCC 68**K190** Minimum depth 16mm

BS 5733: 2010 where applicable

**K422 and K427**

Are approved under OFTEL approval No. NS/G/23/L/100005 for direct and indirect connections between a termination point of a public telecommunications system and any piece of approved telecommunications apparatus.

BS 6312 Pt 2

**K4817** FCC 68**K3540**

Accepts standard BS 546 2A 2 pin and earth plug where 2 pins are used for telephone circuits and the earth pin is used to ensure correct polarity.

BS 546: 1950 where relevant

technical hotline +44 (0)1268 563720

white | wiring devices

## TV/FM and Satellite Co-Axial Socket Outlets

FOR DIGITAL AND INTERACTIVE SERVICES  
SCREENED, NON ISOLATED  
**FLUSH**

## TV/FM and Satellite Co-Axial Socket Outlets with Telephone Outlet

FOR DIGITAL AND INTERACTIVE TV SERVICES  
**FLUSH**



K3550WHI



K3551WHI



K3555WHI



K3552WHI



K3552DABWHI



K3553WHI



K3553DABWHI



K3554DABWHI



K3557WHI



K3561WHI



K3561DABWHI



K3562WHI



K3563WHI



K3563DABWHI



K3564DABWHI



K3565DABWHI



K3566DABWHI

- K3550WHI** 10  
SINGLE OUTLET (IEC MALE)
- K3551WHI** 10  
SINGLE OUTLET (IEC FEMALE)
- K3555WHI** 10  
SINGLE OUTLET F-TYPE SATELLITE SOCKET
- K3552WHI** 10  
TWIN TV/FM DIPLEXER

Fully screened non isolated TV outlets containing a combination of single, TV/FM Diplexer, TV/FM/SAT Triplexer and secondary telephone outlets for use within digital TV systems and interactive TV services.

- K3552DABWHI** 10  
TWIN TV/FM DAB DIPLEXER
- K3553WHI** 10  
TRIPLE TV/FM/SAT TRIPLEXER
- K3553DABWHI** 10  
TRIPLE TV/FM DAB/SAT TRIPLEXER
- K3554DABWHI** 10  
QUAD TV/FM DAB/SATX2 QUADPLEXER

Single outlets for connection to a single TV, FM or Satellite co-axial aerial lead.  
TV/FM diplexer units for connection to a single co-axial aerial lead with combined TV and FM signals.

- K3557WHI** 10  
SINGLE OUTLET (IEC MALE) WITH TELEPHONE SECONDARY
- K3561WHI** 5  
TRIPLE TV/FM/SAT TRIPLEXER WITH TELEPHONE SECONDARY

TV/FM/SAT triplexer units for connection to a single co-axial aerial lead with combined TV, FM and Satellite signals

- K3561DABWHI** 5  
TRIPLE TV/FM DAB/SAT TRIPLEXER WITH TELEPHONE SECONDARY
- K3562WHI** 5  
TWIN TV/FM DIPLEXER WITH SINGLE TV (IEC MALE) AND TELEPHONE SECONDARY
- K3563WHI** 5  
TRIPLE TV/FM/SAT TRIPLEXER WITH SINGLE TV (IEC MALE) AND TELEPHONE SECONDARY

Telephone Secondary outlet for use with interactive TV digital services.  
**K3562** and **K3563** outlets with additional single TV (male) outlet for secondary distribution of TV signal

- K3563DABWHI** 5  
TRIPLE TV/FM/DAB/SAT TRIPLEXER WITH SINGLE TV (IEC MALE) AND TELEPHONE SECONDARY
- K3564DABWHI** 5  
QUAD TV/FM DAB/SATX2 QUADPLEXER WITH TELEPHONE SECONDARY
- K3565DABWHI** 5  
QUADPLEXER + RJ45 AND TELEPHONE SECONDARY
- K3566DABWHI** 5  
QUADPLEXER WITH TELEPHONE SECONDARY AND SINGLE TV (IEC MALE)

**MOUNTING BOXES:**  
Minimum box depth 32mm  
1 gang: Flush: 866ZIC  
Surface: K2181WHI  
2 gang: Flush: 886ZIC  
Surface: K2183WHI

**DIMENSIONS:**  
1 gang: 86 x 86mm  
2 gang: 86 X 146mm

**FIXING CENTRES:**  
1 gang: 60.3mm  
2 gang: 120.6mm

**PERFORMANCE**  
SINGLE OUTLETS  
TV/FM IEC MALE OR FEMALE  
DC-950MHz  
SAT F-TYPE  
DC-950MHz

**TV/FM/SAT PRODUCTS**  
OUTLET TV  
FM/DAB SAT  
TV  
DIPLEXER 5-65MHz  
470-862MHz  
87.5-108MHz  
N/A

**TV/FM/DAB/SAT PRODUCTS FOR DIGITAL RADIO**  
OUTLET TV  
FM/DAB SAT OR SAT1 SAT2  
DIPLEXER 5-65MHz  
470-862MHz  
87.5-230MHz  
N/A

**OUTLET TV**  
FM SAT1  
TRIPLEXER 5-65MHz  
470-862MHz  
87.5-108MHz  
950-2300MHz

**OUTLET TV**  
FM SAT1 SAT2  
TRIPLEXER 5-65MHz  
470-862MHz  
87.5-230MHz  
950-2300MHz  
5-2300MHz

BS 3041: 1997  
IEC169-2: 1965  
BS EN 50083 where applicable  
BS 5733: 2010 where applicable  
BS 6312 Pt2

## TV/FM and Satellite Co-Axial Socket Outlets

NON ISOLATED  
FLUSH



K3520WHI



K3523WHI



K3525WHI



K3525D1WHI

ISOLATED  
FLUSH



K3521WHI



K3522WHI

## Grid Plus Frontplates



K3631GRA



K3632WHI




K3633GRA




K3634WHI



K3636WHI



K3638WHI



K3639WHI

**K3520WHI**

SINGLE OUTLET

**10****K3523WHI**

TWIN OUTLET

**10****K3525WHI**SINGLE F TYPE  
SATELLITE SOCKET**10****K3525D1WHI**TWIN F TYPE  
SATELLITE SOCKET**10****K3521WHI**

SINGLE OUTLET

**10****K3522WHI**TWIN OUTLET  
WITH FM/TV DIPLEXER**10****K3631WHI****K3631GRA**

1 MODULE

**10****K3632WHI****K3632GRA**

2 MODULE

**10****K3633WHI****K3633GRA**

3 MODULE

**10****K3634WHI****K3634GRA**

4 MODULE

**10****10****K3636WHI****K3636GRA**

6 MODULE

**1****K3638WHI****K3638GRA**

8 MODULE

**1****1****K3639WHI**

12 MODULE

**1**

## MOUNTING BOXES:

FLUSH:  
861ZIC (25mm)SURFACE:  
K2140WHI

Single outlet for connection to a single TV or FM co-axial aerial lead. Twin outlet for connection to each of two separate TV/FM, co-axial aerial leads.

DIMENSIONS: 86 x 86mm

FIXING CENTRES: 60.3mm

BS 5733: 2010  
where applicableBS 3041: 1977  
IEC 169-2: 1965

## MOUNTING BOXES:

FLUSH:  
861ZIC (25mm)SURFACE:  
K2140WHI

Provides safety isolation rated at 2000V a.c. between aerial lead and socket. Single outlet for connection to a single TV or FM co-axial aerial lead. Twin outlet with TV/FM diplexer for connection to single co-axial aerial lead with combined TV & FM signals.

DIMENSIONS: 86 x 86mm

FIXING CENTRES: 60.3mm

BS 5733: 2010 where applicable  
BS 3041: 1977 IEC 169-2: 1965

All modules from the Grid Plus range can be used with these frontplates.

## DIMENSIONS:

1 &amp; 2 MODULE: 86 x 86mm

3 &amp; 4 MODULE: 86 x 146mm

6 &amp; 8 MODULE: 146 x 146mm

12 MODULE: 206 x 146mm

BS 5733: 2010