



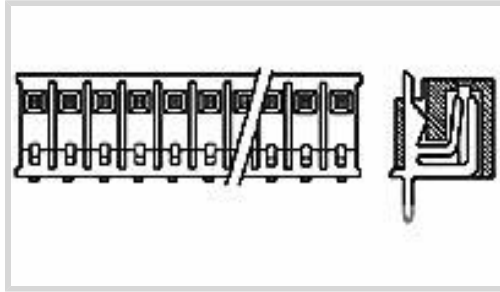
AMP

TE Internal #: 163680-3

PCB Mount Receptacle, Vertical, Board-to-Component, 5 Position, 2.5mm [.098in] Centerline, Breakaway, Tin, Printed Circuit Board

[View on TE.com >](#)

Connectors > PCB Connectors > Board-to-Board Connectors > Board-to-Board Headers & Receptacles



PCB Connector Assembly Type: **PCB Mount Receptacle**

PCB Mount Orientation: **Vertical**

Connector System: **Board-to-Component**

Number of Positions: **5**

Centerline (Pitch): **2.5 mm [.098 in]**

Features

Product Type Features

PCB Connector Assembly Type	PCB Mount Receptacle
Connector System	Board-to-Component
Header Type	Breakaway
Sealable	No
Connector & Contact Terminates To	Printed Circuit Board

Configuration Features

Number of Rows	1
Stackable	No
PCB Mount Orientation	Vertical
Number of Positions	5

Contact Features

Contact Layout	Inline
PCB Contact Termination Area Plating Material Thickness	1.52 – 3.048 µm
Mating Tab Width	.68 mm[.026 in]
Mating Tab Thickness	.76 mm[.029 in]
Contact Shape & Form	Square
PCB Contact Termination Area Plating Material	Tin-Lead
Contact Base Material	Brass
Contact Mating Area Plating Material	Tin



Contact Mating Area Plating Material Thickness	1.524 – 3.048 µm[60 – 120 µin]
Contact Type	Socket
Contact Current Rating (Max)	5 A

Termination Features

Rectangular Termination Post & Tail Thickness	.56 mm[.022 in]
Rectangular Termination Post & Tail Width	.74 mm[.029 in]
Termination Post & Tail Length	3.2 mm[.126 in]
Termination Method to Printed Circuit Board	Through Hole - Solder

Mechanical Attachment

Mating Alignment	Without
PCB Mount Retention	Without
PCB Mount Alignment	Without
Connector Mounting Type	Board Mount

Housing Features

Mating Entry Location	Top
Centerline (Pitch)	2.5 mm[.098 in]
Housing Color	Gray
Housing Material	Crastin

Dimensions

Connector Height	7.6 mm[.3 in]
------------------	---------------

Usage Conditions

Operating Temperature Range	-40 – 85 °C[-40 – 185 °F][-40 – 185 °F]
-----------------------------	---

Operation/Application

Circuit Application	Signal
---------------------	--------

Industry Standards

UL Flammability Rating	UL 94V-1
------------------------	----------

Packaging Features

Packaging Quantity	1800
Packaging Method	Box

Product Compliance

For compliance documentation, visit the product page on [TE.com](https://www.te.com)>



EU RoHS Directive 2011/65/EU	Compliant
EU ELV Directive 2000/53/EC	Compliant
China RoHS 2 Directive MIIT Order No 32, 2016	No Restricted Materials Above Threshold
EU REACH Regulation (EC) No. 1907/2006	Current ECHA Candidate List: JAN 2021 (211) Candidate List Declared Against: JUN 2016 (169) SVHC > Threshold: Not Yet Reviewed
Halogen Content	Not Low Halogen - contains Br or Cl > 900 ppm.
Solder Process Capability	Wave solder capable to 265°C


Product Compliance Disclaimer

This information is provided based on reasonable inquiry of our suppliers and represents our current actual knowledge based on the information they provided. This information is subject to change. The part numbers that TE has identified as EU RoHS compliant have a maximum concentration of 0.1% by weight in homogenous materials for lead, hexavalent chromium, mercury, PBB, PBDE, DBP, BBP, DEHP, DIBP, and 0.01% for cadmium, or qualify for an exemption to these limits as defined in the Annexes of Directive 2011/65/EU (RoHS2). Finished electrical and electronic equipment products will be CE marked as required by Directive 2011/65/EU. Components may not be CE marked. Additionally, the part numbers that TE has identified as EU ELV compliant have a maximum concentration of 0.1% by weight in homogenous materials for lead, hexavalent chromium, and mercury, and 0.01% for cadmium, or qualify for an exemption to these limits as defined in the Annexes of Directive 2000/53/EC (ELV). Regarding the REACH Regulations, TE's information on SVHC in articles for this part number is still based on the European Chemical Agency (ECHA) 'Guidance on requirements for substances in articles' (Version: 2, April 2011), applying the 0.1% weight on weight concentration threshold at the finished product level. TE is aware of the European Court of Justice ruling of September 10th, 2015 also known as O5A (Once An Article Always An Article) stating that, in case of 'complex object', the threshold for a SVHC must be applied to both the product as a whole and simultaneously to each of the articles forming part of its composition. TE has evaluated this ruling based on the new ECHA "Guidance on requirements for substances in articles" (June 2017, version 4.0) and will be updating its statements accordingly.

Customers Also Bought



TE Part #5-2176379-9
RQ 0805 432R 0.1% 10PPM 5K RL



TE Part #1879671-6
H4 150K 0.1% 25PPM



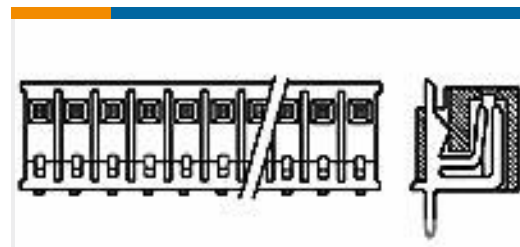
TE Part #1-1617542-0
JMACDG-12XL=M39016/15-091L



TE Part #646356-1
Hard Metric Male Connector:
Traditional Backplane, Mezzanine,
2mm



TE Part #YDTS20T17-35PNC001
D38999: Square Flange, 17-35 insert




TE Part #163685-1
03P.CIS FEM ASS P1



TE Part #1-5161390-3
13P.DIP SWITCH ASSY



TE Part #1-5161390-4
14P.DIP SWITCH ASSY



TE Part #1-87879-1
16 MODIV VRT SR OE 100/115



TE Part #7-1437561-5
TT11FGRA9T1/4=SW TOGGLE WITH 1

Documents

Product Drawings

05P.CIS FEMALE CONN

English

CAD Files

3D PDF

3D

Customer View Model

[ENG_CVM_CVM_163680-3_S_c-163680-3-s.2d_dxf.zip](#)

English

Customer View Model

[ENG_CVM_CVM_163680-3_S_c-163680-3-s.3d_igs.zip](#)

English

Customer View Model

[ENG_CVM_CVM_163680-3_S_c-163680-3-s.3d_stp.zip](#)

English

By downloading the CAD file I accept and agree to the [Terms and Conditions](#) of use.

Product Specifications

Application Specification

English

CIS Crimp Snap-In Receptacle Contact

English