




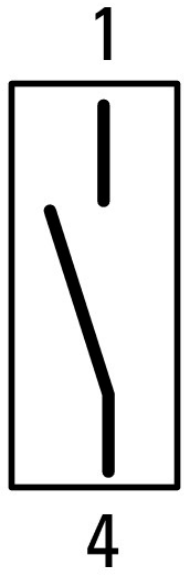



**Key-operated actuator, classic, taster, 2 positions, MS1, 1 N/O, cable (black) with m12a plug, 4 pole, 1 m**



Powering Business Worldwide™



**Part no.** C22-WS-MS1-K10-P5  
**Catalog No.** 186210

## Delivery program

Product range			RMQ compact solution
Basic function			Key-operated buttons
Single unit/Complete unit			Complete unit
			momentary
<b>Function:</b>			
			 40°
Connection type			Cable (black) with M12A plug, 4 pole
Cable Length		m	1
			Not suitable for master key systems
			2 positions
Lock mechanism			MS1
<b>Key withdrawable in position</b>			
			0
Degree of Protection			IP66 (front) IP65 (on rear)
Front ring			Bezel: titanium
Connection to SmartWire-DT			no
<b>Contacts</b>			
N/O = Normally open			1 N/O
Contact sequence			
<b>Contact travel</b>  = Contact closed  = Contact open			
Contact diagram			
Information about equipment supplied			With 1 key

## Technical data


<b>General</b>			
Standards			IEC/EN 60947-5-1 VDE 0660
Certifications			CE, UL, CSA

Lifespan, mechanical	Operations	x 10 <sup>6</sup>	> 0.1
Operating frequency	Operations/h		 100
Operating torque	Nm		 0.5
Plug tightening torque	N/m		1
Tightening torque Threaded ring	Nm		2
Climatic proofing			Damp heat, constant, to IEC 60068-2-78 Damp heat, cyclic, to IEC 60068-2-30
Degree of Protection			IP66 (front) IP65 (on rear)
Mounting position			As required
Mechanical shock resistance, shock duration 11 ms	g		> 30

### Contacts

Rated impulse withstand voltage	U <sub>imp</sub>	V AC	4000
Rated insulation voltage	U <sub>i</sub>	V	250
Overvoltage category/pollution degree			III/3
Control circuit reliability			
At 17 V DC/7 mA	H <sub>F</sub>		N/O: 1 failure per 17 × 10 <sup>6</sup> switching operations, statistically determined
Max. short-circuit protective device			
Fuse	gG/gL	A	4
Rated conditional short-circuit current	I <sub>q</sub>	kA	1

### Switching capacity

Rated operational current	I <sub>e</sub>	A	
AC-15			
24 V	I <sub>e</sub>	A	4
DC-13			
24 V	I <sub>e</sub>	A	3
Cable characteristics			
Design			M12A
Cable Length		m	1
Material characteristic			PUR
Diameter		mm	4.7

### Design verification as per IEC/EN 61439

Technical data for design verification			
Operating ambient temperature max.		°C	-25
Operating ambient temperature max.		°C	70

### Technical data ETIM 6.0

Low-voltage industrial components (EG000017) / Selector switch, complete (EC001029)			
Electric engineering, automation, process control engineering / Low-voltage switch technology / Command and alarm device / Selector switch, complete unit (ecl@ss8.1-27-37-12-43 [ACN984008])			
Number of switch positions			2
Type of control element			Key
Suitable for illumination			No
With lamp			No
Colour button			Black
Hole diameter		mm	22
Width opening		mm	0
Height meter opening		mm	0
Switching function latching			No
Spring-return			Yes
Degree of protection (IP)			IP66
Supply voltage		V	0 - 0
Number of contacts as normally open contact			1
Number of contacts as normally closed contact			0

Number of contacts as change-over contact		0
Type of electric connection		-
With front ring		Yes
Material front ring		Plastic
Colour front ring		-

## Dimensions

