

CIRCUIT BREAKER 3VA2 IEC FRAME 1000 BREAKING
 CAPACITY CLASS H $I_{cu}=85kA @ 415V$ 3-POLE, LINE
 PROTECTION ETU330, LIG, $I_N=1000A$ OVERLOAD PROTECTION
 $IR=400A \dots 1000A$ SHORT CIRCUIT PROTECTION $II=1,5 \dots 10 \times I_N$
 GROUND-FAULT-PROTECTION $I_G=0,2 \dots 1 \times I_N$, $TG=0,1/0,3S$
 BUSBAR CONNECTION



Model	
Product brand name	SENTRON
Product designation	Molded case circuit breaker
Design of the product	Line protection
Design of the overcurrent release	ETU330
Protective function of the overcurrent release	LIG
Number of poles	3

General technical data	
Tension assignée d'isolement U_i	800 V
Max. rated operational voltage U_e with AC 50/60Hz	690 V
Active power loss / for rated value of the current / at AC / in hot operating state / per device	123 W
Active power loss / for rated value of the current / at AC / in hot operating state / per pole	41 W
Mechanical service life (switching cycles) / typical	10 000
Electrical endurance (switching cycles) / at AC-1 / at 380/415 V 50/60 Hz	5 000
Electrical endurance (switching cycles) / at AC-1 / at 690 V 50/60 Hz	4 000

Neutral conductors / upgradeable/retrofitable	No
Ground fault monitoring version	Summation current formation L-conductor
Product function	
• communication function	No
• other measurement function	No

Electricity

Max. rated operational voltage of the size of the circuit-breaker	1 000 A
Courant permanent assigné lu	1 000 A
Operating current	
• at 40 °C	1 000 A
• at 45 °C	1 000 A
• at 50 °C	1 000 A
• at 55 °C	1 000 A
• at 60 °C	955 A
• at 65 °C	885 A
• at 70 °C	815 A

Switching capacity according to IEC 60947

Switching capacity class of the circuit breaker	H
Maximum short-circuit current breaking capacity (I _{cu})	
• at 240 V	110 kA
• at 415 V	85 kA
• at 690 V	35 kA
Operational short-circuit current breaking capacity (I _{cs})	
• at 240 V	110 kA
• at 415 V	83 kA
• at 690 V	19 kA
Short-circuit current making capacity (I _{cm})	
• at 240 V	242 kA
• at 415 V	187 kA
• at 690 V	74 kA

Adjustable parameters

Adjustable response value current / I _g min.	400 A
Adjustable response value current / I _g min.	1 000 A
Adjustable response value current / I _g min.	0.5
Adjustable response value current / I _g min.	17
Adjustable response value current / I _i min.	1 500 A
Adjustable response value current / I _i max.	10 000 A
Ground fault protection can be switched ON/OFF	No
Ground fault protection / tripping switchable / I _{2t} =ON/OFF	Yes

Adjustable response value current / I _g min.	200 A
Adjustable response value current / I _g max.	1 000 A
Adjustable response value current / t _g min.	0.1 s
Adjustable response value current / I _g min.	0.3 s

Mechanical Design

Height [in]	12.6 in
Height	320 mm
Width [in]	8.3 in
Width	210 mm
Depth [in]	4.7 in
Depth	120 mm

Connections

Arrangement of electrical connectors / for main current circuit	Front terminal
Type of electrical connection / for main current circuit	Lug terminal

Auxiliary circuit





Number of CO contacts / for auxiliary contacts	0
--	---

Environmental conditions

Protection class IP / on the front	IP40
Ambient temperature	
<ul style="list-style-type: none"> during operation / minimum 	-25 °C
<ul style="list-style-type: none"> during operation / maximum 	70 °C
<ul style="list-style-type: none"> during storage / minimum 	-40 °C
<ul style="list-style-type: none"> during storage / maximum 	80 °C

Certificates

Equipment marking / acc. to DIN EN 81346-2	Q
--	---

General Product Approval	EMC	Declaration of Conformity	Test Certificates	other
 VDE		 RCM	 EG-Konf.	Miscellaneous Miscellaneous

Further information

Information- and Downloadcenter (Catalogs, Brochures,...)

<http://www.siemens.com/lowvoltage/catalogs>

Industry Mall (Online ordering system)

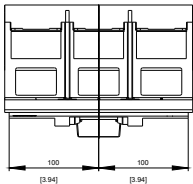
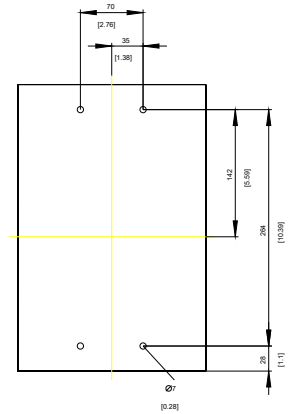
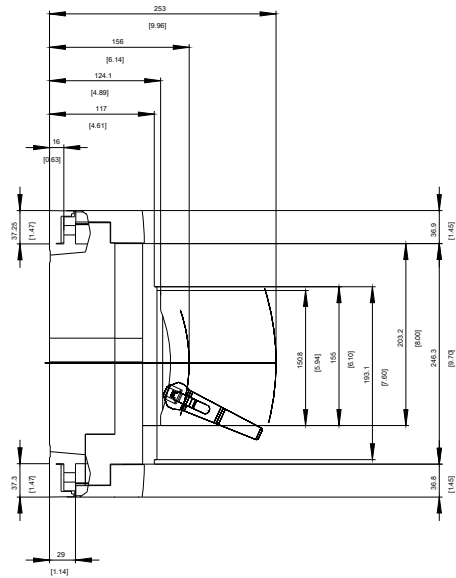
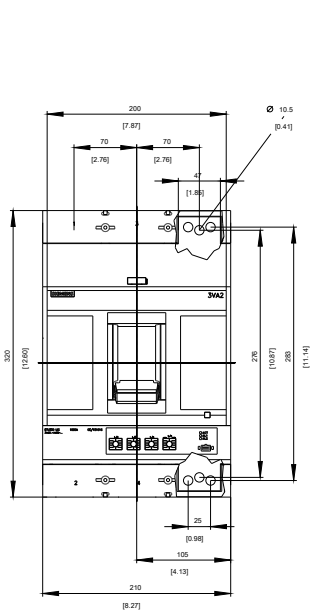
<https://mall.industry.siemens.com/mall/en/en/Catalog/product?mlfb=3VA2510-6HM32-0AA0>

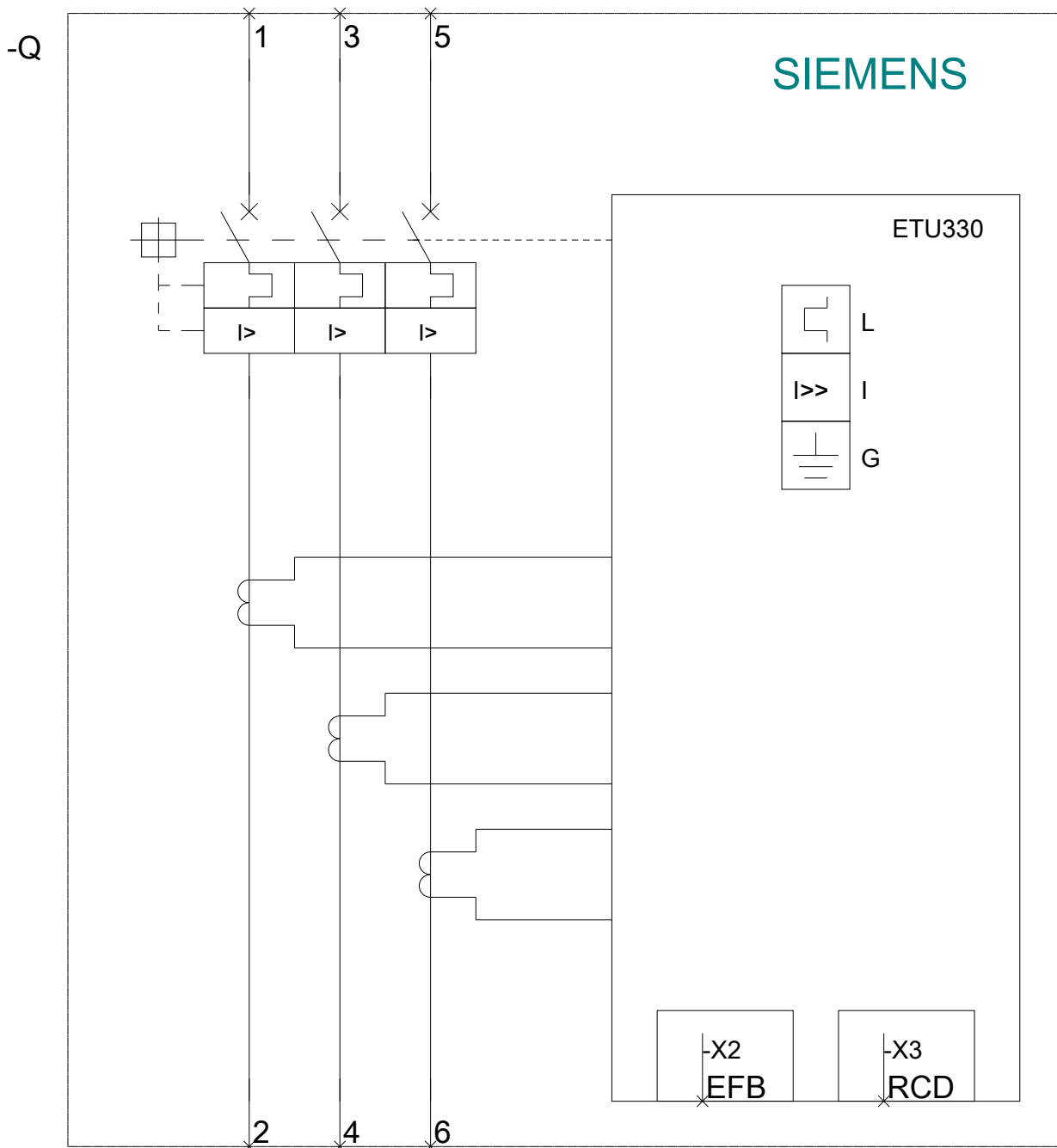
Service&Support (Manuals, Certificates, Characteristics, FAQs,...)

<https://support.industry.siemens.com/cs/ww/en/ps/3VA2510-6HM32-0AA0>

Image database (product images, 2D dimension drawings, 3D models, device circuit diagrams, ...)

http://www.automation.siemens.com/bilddb/cax_en.aspx?mlfb=3VA2510-6HM32-0AA0





last modified:

08/25/2017