

FS-927 Series – Small Design for Tight Instrumentation Packages

Flow Rate Settings: 0.10 GPM to 1.50 GPM
Port Size: 1/4" NPT
Primary Construction Material: Brass, Stainless Steel
Setting Type: Fixed

Measuring only 1" x 2-3/4", these compact switches are ideal for use where space is at a premium. Designed for use with water and oil, these switches are suitable for high volume OEM applications. They are ideal for coolant or lubricant flow monitoring in portable equipment and many other applications with space constraints.

Specifications

Wetted Materials	
Housing and Piston	Brass, Stainless Steel
Spring	316 Stainless Steel
Other Wetted Parts	Stainless Steel
Operating Pressure, Maximum	1000 PSIG (69 bar)
Operating Temperature	-20°F to +200°F (-29°C to +93.3°C)
Set Point Accuracy	±15%
Set Point Differential	20% Maximum
Switch*	SPST, 20 VA
Inlet/Outlet Ports	1/4" NPT
Electrical Termination	No. 18 AWG, 24" L., PVC Lead Wires

*See "Electrical Data" on Page X-5 for more information.

How To Order – Standard Models

Specify Part Number based on flow setting and switch operation.


Liquids other than water: Special calibration is available from Gems for media other than water. Please consult factory with your requirements, including flow media, operating pressure, flow set point and liquid viscosity (SSU).

Flow Settings GPM	Part Numbers		
	Brass		Stainless Steel
	Normally Open @ No Flow	Normally Closed @ No Flow	Normally Open
0.10	70820 ⚡	70826	26969
0.25	70821 ⚡	70827	26970
0.50	70822 ⚡	70828	26971
0.75	70823 ⚡	70829	26972
1.00	70824 ⚡	70830	26973
1.50	70825	70831	26974


Notes:

- Flow settings are calibrated using water @ +70°F on increasing flow, with units in a vertical position (lead wires up).
- Care should be taken by specifiers to ensure fluid compatibility with the above listed wetted materials.
- Use of 50 micron filtration is recommended.

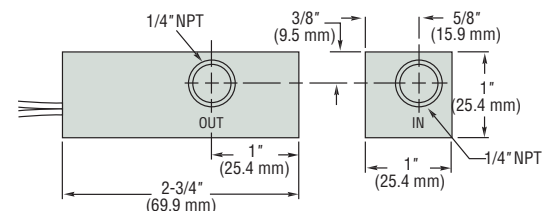
⚡ – Stock Items.



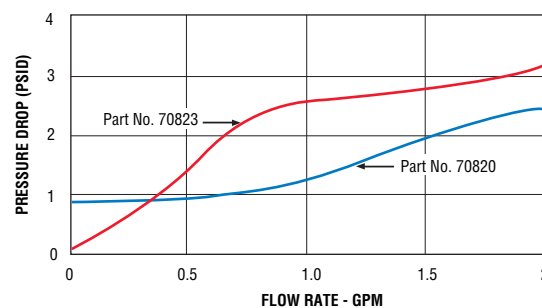
U.L. Recognized —
 File No. E31926
 CSA Listed —
 File No. LR30200



Dimensions



Pressure Drop – Typical



Tests conducted with units in vertical position (lead wires up) with water at +70°F (21°C).

FLOW SWITCHES