
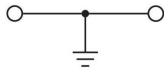



## ET6 - Product Details

### General Information

Company	Elmex Group
Product Category	Terminal Blocks
Product Group	Ground Terminal Blocks
Connection Method	Screw Connection

### Product Data

Product Name	ET6
Product Image	
Line Diagram	
Short Description	Ground modular terminal block - Screw Connection
Full Description	Terminal Type - ET6 ,Ground modular terminal block , connection method: Screw connection, number of connections: 2, cross section: 1.5 mm <sup>2</sup> - 10 mm <sup>2</sup> , AWG: 20 - 8 , width: 8 mm , length: 43 mm , height : 45.5 mm , mounting type: NS 35/7.5, NS 35/15 , NS 32/15
Approvals	
Standard Colour	Green-Yellow
Colour Variants	

### Key Commercial Data

Standard Weight	1.5 Kg
Weight per Piece (excluding packing)	28.5 g
Packing Unit	50 pc
Minimum Order Quantity	50 pc
GTIN Number	85389000
Country Of Origin	INDIA

### Technical Data - General

Number of levels	1
Number of connections	2



Nominal cross section	6 mm <sup>2</sup>
Insulating Material	Polyamide 6 , 6
Clamping Material	CRCA
Flammability rating acc. to UL 94	V0/V2
Area of application	
Degree of pollution	3
Overvoltage category	III
Open side panel	No
Result of the test for mechanical stability of terminal points	Test passed
Result of bending test	Test passed
Bending test rotation speed	9
Bending test turns	135
Bending test conductor cross section/weight	1.5 mm <sup>2</sup> / 0.4 kg , 6 mm <sup>2</sup> / 1.4 kg , 10 mm <sup>2</sup> / 2.0 kg
Tensile test result	Test passed
Conductor cross section tensile test	1.5 mm <sup>2</sup>
Tractive force setpoint	40 N
Conductor cross section tensile test	6 mm <sup>2</sup>
Tractive force setpoint	80 N
Conductor cross section tensile test	10 mm <sup>2</sup>
Tractive force setpoint	90 N
Result of tight fit on support	Test passed
Tight fit on carrier	NS 32 / NS 35
Setpoint	5
Result of voltage-drop test	Test passed
Requirements, voltage drop	<=3.2 , <=6.4 mV
Result of temperature-rise test	Test passed
Short circuit stability result	Test passed
Conductor cross section short circuit testing	6 mm <sup>2</sup>
Short-time current	0.72 kA

## Dimensions

Width	8 mm	0.31 inch
Length	44 mm	1.73 inch
Height	45.5 mm	1.79 inch
Height NS 35/7,5	47.4 mm	1.87 inch
Height NS 35/15	54.9 mm	2.16 inch
Height NS 32/15	51.8 mm	2.04 inch


## Connection Data


Screw thread	M3.5
Stripping length	12 mm
Tightening torque, min	0.8 Nm
Tightening torque, max	0.88 Nm
Connection in acc. with standard	IEC 60947-7-2
Conductor cross section solid min	1.5 mm <sup>2</sup>
Conductor cross section solid max	10 mm <sup>2</sup>
Conductor cross section AWG min, Solid	20
Conductor cross section AWG max, Solid	8
Conductor cross section flexible min	1.5 mm <sup>2</sup>
Conductor cross section flexible max	6 mm <sup>2</sup>
Min. AWG conductor cross section, flexible	20
Max. AWG conductor cross section, flexible	8
Conductor cross section flexible, with ferrule without plastic sleeve min	1.5 mm <sup>2</sup>
Conductor cross section flexible, with ferrule without plastic sleeve max	6 mm <sup>2</sup>
Conductor cross section flexible, with ferrule with plastic sleeve min	1.5 mm <sup>2</sup>
Conductor cross section flexible, with ferrule with plastic sleeve max	6 mm <sup>2</sup>
Internal cylindrical Gauge	A5


## Approval Details

B - UL Wire Min	20 AWG
B - UL Wire Max	8 AWG
B - CSA Wire Min	20 AWG
B - CSA Wire Max	8 AWG
ATEX Standard	EN 60079-7
ATEX Cross Section Solid Min.	1.5 mm <sup>2</sup>
ATEX Cross Section Solid Max.	10 mm <sup>2</sup>
ATEX Cross Sec. Flexible Min.	1.5 mm <sup>2</sup>
ATEX Cross Sec. Flexible Max.	6 mm <sup>2</sup>

## Product Accessories

Partition Plate				
KBXF	Height Thickness Length	53.40 mm 1.50 mm 54.00 mm	2.10 inch 0.06 inch 2.13 inch	

Cover Profile				
PCK3	Height Width Thickness	28.00 mm 58.35 mm 1.00 mm	1.10 inch 2.30 inch 0.04 inch	

Cover Profile Carrier				
UHDD	Height Thickness Length	74.50 mm 1.50 mm 55.82 mm	2.93 inch 0.06 inch 2.20 inch	

End Clamp				
DCKN	Height Width Length	33.00 mm 6.00 mm 43.50 mm	1.30 inch 0.24 inch 1.71 inch	
DCKN10	Height Width Length	33.00 mm 10.00 mm 43.50 mm	1.30 inch 0.39 inch 1.71 inch	
SCKN	Height Width Length	35.50 mm 8.00 mm 50.60 mm	1.40 inch 0.31 inch 1.99 inch	
SCUDD	Height Width Length	50.00 mm 10.00 mm 55.50 mm	1.97 inch 0.39 inch 2.19 inch	
SCUN	Height Width Length	35.50 mm 9.50 mm 50.60 mm	1.40 inch 0.37 inch 1.99 inch	
SCUSL	Height Width Length	41.00 mm 8.00 mm 47.50 mm	1.61 inch 0.31 inch 1.87 inch	

Marker For Terminal Blocks				
LABEL KN8	Width	8.00 mm	0.31 inch	

Marker carriers				
DCKNMLH	Height	45.50 mm	1.79 inch	
	Width	6.00 mm	0.24 inch	
	Length	43.50 mm	1.71 inch	
SCKNMLH	Height	45.50 mm	1.79 inch	
	Width	8.00 mm	0.31 inch	
	Length	48.00 mm	1.89 inch	
SCUNMLH	Height	53.50 mm	2.11 inch	
	Width	8.00 mm	0.31 inch	
	Length	50.60 mm	1.99 inch	

DIN Rail Perforated				
CHKDS	Height	15.00 mm	0.59 inch	
	Width	35.00 mm	1.38 inch	
	Thickness	1.50 mm	0.06 inch	
CHKS	Height	7.50 mm	0.30 inch	
	Width	35.00 mm	1.38 inch	
	Thickness	1.00 mm	0.04 inch	
CHS	Height	15.00 mm	0.59 inch	
	Width	32.00 mm	1.26 inch	
	Thickness	1.50 mm	0.06 inch	

DIN Rail, Unperforated				
CHK	Height	7.50 mm	0.30 inch	
	Width	35.00 mm	1.38 inch	
	Thickness	1.00 mm	0.04 inch	
CHKD	Height	15.00 mm	0.59 inch	
	Width	35.00 mm	1.38 inch	
	Thickness	1.00 mm	0.04 inch	

End Cap				
CHKENDCAP	Height Width Length	14.00 mm 9.00 mm 41.50 mm	0.55 inch 0.35 inch 1.63 inch	