

Item description

Note:

All connectors for mounted installations (snap-in versions for lighting fixtures or devices, all types of PCB and distribution connectors) are factory-equipped with locking levers to ensure plugs and sockets are securely locked. Additional locking levers are only required for flying leads (plug /socket).

Data

Electrical data

Ratings per IEC/EN 60664-1

Rated voltage (III / 3)	250 V
Rated impulse voltage (III / 3)	4 kV
Rated current	16 A
Legend (ratings)	(III / 3) ≙ Overvoltage category III / Pollution degree 3

Connection data

Connection technology	Push-in CAGE CLAMP®
Actuation type	Operating tool Push-in
Nominal cross section	1.5 mm ²



Solid conductor	0.25 ... 1.5 mm ² / 22 ... 16 AWG
Solid conductor, push-in termination	0.75 ... 1.5 mm ² / 20 ... 16 AWG
Stranded conductor	0.25 ... 1 mm ² / 22 ... 18 AWG
Fine-stranded conductor	0.25 ... 1.5 mm ² / 22 ... 16 AWG
Fine-stranded conductor with ferrule with plastic collar	0.25 ... 0.75 mm ² / 22 ... 20 AWG
Fine-stranded conductor with ferrule without plastic collar	0.25 ... 0.75 mm ² / 22 ... 20 AWG
Fine-stranded conductor with ferrule, push-in termination, from	0.75 mm ² / 20 AWG
Strip length	9 mm / 0.35 Inch
Note (strip length)	see also packaging or instructions
No. of poles	2
Total number of connection points	2
Total number of potentials	2
Conductor entry direction to mating direction	0°

Geometrical Data

Pin spacing	4.4 mm (0.173 inch)
Width	10.4 mm / 0.409 inch
Height	11.7 mm / 0.461 inch
Depth	34.1 mm / 1.343 inch

Mechanical data

Coding	A
Mating force of a plug-in connection	approx. 20 ... 70 N (depending on pole number)
Retention force of a plug-in connection	when locked: > 80N
Unmating force of a plug-in connection	when unlocked: approx. 20 ... 70 N (depending on pole number)
Marking	L N
Degree of protection	IP20
Potential marking	L N

Plug connection

Contact type (pluggable connector)	Female connector/socket
Connector connection type	for conductors
Mismating protection	Yes
Locking of plug-in connection	locking lever
Locking lever	no

Material Data

Color	white
Insulating material	Polyamide 66 (PA 66)
Flammability class per UL94	V0

Clamping spring material	Chrome nickel spring steel (CrNi)
Contact material	Copper or copper alloy, surface-treated
Fire load	0.052 MJ
Weight	2.61 g

Environmental Requirements


Surrounding air (operating) temperature	-35 ... 85 °C
---	---------------

Commercial data


Country of origin	PL
GTIN	4055143548465
Product Group	20 (WINSTA)

Approvals / Certificates


Country specific Approvals

Logo	Approval	Certificate name
	CCA DEKRA Certification B.V.	2182129.01
	CCA DEKRA Certification B.V.	NL-35632

Ship Approvals

Logo	Approval	Certificate name
	DNV GL Det Norske Veritas, Germanischer Lloyd	TAE00001Z6

UL-Approvals

Logo	Approval	Certificate name
	UL UL International Germany GmbH	E45171

Compatible products

Strain relief plate

Item no.: 890-502	www.wago.com/890-502
Strain relief housing; 2-pole; with locking clip; for 1 cable; 3.8 ... 8.2 mm; 30 mm	



Item no.: 890-502/342-000
Strain relief housing; 2-pole; with locking clip; for 1 cable; 3.8 ... 8.2 mm; 17.5 mm

www.wago.com/890-502/342-000



Item no.: 890-512
Strain relief housing; 2-pole; with locking clip; for 1 cable; 3.8 ... 8.2 mm; 30 mm

www.wago.com/890-512



Item no.: 890-512/342-000
Strain relief housing; 2-pole; with locking clip; for 1 cable; 3.8 ... 8.2 mm; 17.5 mm

www.wago.com/890-512/342-000

assembling



Item no.: 890-310
Mounting carrier; for "flying leads"; 2- to 5-pole

www.wago.com/890-310



Item no.: 890-311
Mounting carrier; for "flying leads"; 2- to 5-pole

www.wago.com/890-311

tools



Item no.: 210-719
Operating tool with partially insulated shaft; Type 1, blade (2.5 x 0.4) mm

www.wago.com/210-719



Item no.: 890-382
Operating tool; 2-way

www.wago.com/890-382

Locking lever



Item no.: 890-101
Locking lever; manually operated

www.wago.com/890-101

Item no.: 890-111
Locking lever; for tool operation; for "flying leads"

www.wago.com/890-111



Item no.: 890-121
Locking lever; manually operated

www.wago.com/890-121

Item no.: 890-131
Locking lever; for tool operation; for "flying leads"

www.wago.com/890-131

Downloads

Documentation

Bid Text

890-222

19-Sep-2016

DOC

Download

WINSTA MINI 2-polig

23.0 kB

smartDATA

CAD data



3D Download 890-222

URL

Download

Subject to changes.

WAGO Kontakttechnik GmbH & Co. KG
Hansastr. 27
32423 Minden
Phone: +49571 887-0 | Fax: +49571 887-169
Email: info.de@wago.com | Web: www.wago.com

Do you have any questions about our products?
We are always happy to take your call at +91-120-4388700.