

MEF EMC-FILTER 3-PHASE 1-STAGE

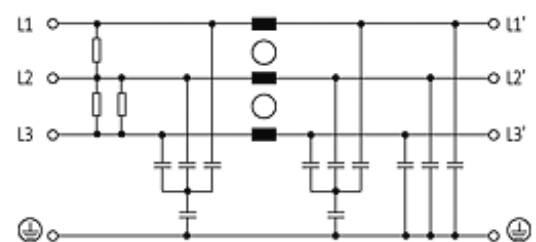

I:110A U:3x600 VAC book-style

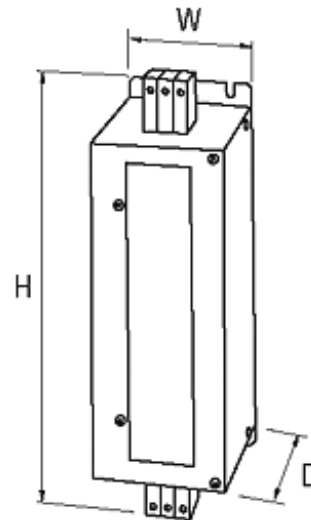
Current: 110 A
1-stage

Attenuation curves on request.

[Link to Product](#)

Illustration





Product may differ from Image

Approvals



Technical Data

Operating voltage	max. 3 × 600 V AC
Operating frequency	50...60 Hz
Overload current	18 × (IN t) max. 0.5 ms; 1.5 × (IN t) max. 1 min. (1 × per hour)
Consumption at 250 V AC	max. 10 mA
Connection cross section	16...50 mm ² single core (AWG 5...0); 16...50 mm ² multiple core (AWG 5...0)

General data

Climatic category	25/085/21 (EN 60068-1)
Test isolation voltage	3.3 kV (L - N), 2 s; 3.1 kV (L - L), 2 s
Connection	Screw connection, touch protected
Mounting method	screw fixing
Dimensions H × W × D	270×90×150 mm

Description

Functional description	The 3-phase and 1-/2-stage EMC filters MEF 3/1-3/2 are used in the range 0.1...30 MHz and dampen interferences found in cables from the mains, supply units and control systems. They are suitable for TN-C- and IT mains. The best results are obtained with s
------------------------	---

Commercial data

country of origin	IT
customs tariff number	85363030
minimum order quantity	1