



Model Number

NBB10-30GM50-WS-V12

Features

- Basic series
- 10 mm flush
- 2-wire AC

Accessories

BF 30

Mounting flange, 30 mm

EXG-30

Quick mounting bracket with dead stop

Technical Data

General specifications

Switching element function		AC	NO
Rated operating distance	s_n	10 mm	
Installation		flush	
Output polarity		AC	
Assured operating distance	s_a	0 ... 8.1 mm	
Reduction factor r_{Al}		0.33	
Reduction factor r_{Cu}		0.28	
Reduction factor r_{304}		0.81	

Nominal ratings

Operating voltage	U_B	20 ... 253 V
Switching frequency	f	0 ... 20 Hz
Hysteresis	H	typ. 5 %
Reverse polarity protection		reverse polarity tolerant
Voltage drop	U_d	< 5 V ($I_L > 50$ mA); < 8 V ($I_L < 50$ mA)
Momentary current (20 ms, 0.1 Hz)		0 ... 1600 mA
Operating current	I_L	5 ... 200 mA
Off-state current	I_r	0 ... 1.7 mA
Operating voltage indicator		LED, green
Switching state indicator		LED, yellow

Ambient conditions

Ambient temperature		-25 ... 70 °C (-13 ... 158 °F)
---------------------	--	--------------------------------

Mechanical specifications

Connection type	Connector 1/2"-20 UN , 3-pin
Housing material	brass, nickel-plated
Sensing face	PBT
Degree of protection	IP67
Note	1) In the temperature range below 0 °C, permissible operating voltage U_B 80...253 V Safety fuse ≤ 0.3 A (quick-blow) according to IEC 60127-2 Sheet 1 Recommendation: after a short circuit, check that the device is functioning correctly.

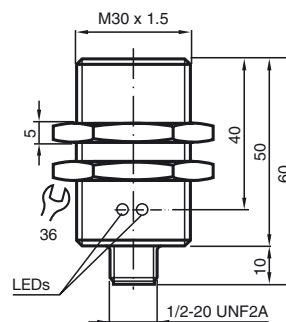
Compliance with standards and directives

Standard conformity	
Standards	EN 60947-5-2:2007 IEC 60947-5-2:2007

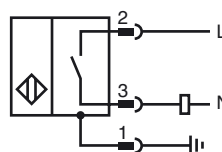
Approvals and certificates

UL approval	cULus Listed, General Purpose
CSA approval	cCSAus Listed, General Purpose
CCC approval	Certified by China Compulsory Certification (CCC)

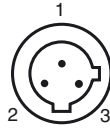
Dimensions



Electrical Connection



Pinout



Wire colors

1	GN	(green)
2	RD/BK	(red/black)
3	RD/WH	(red/white)