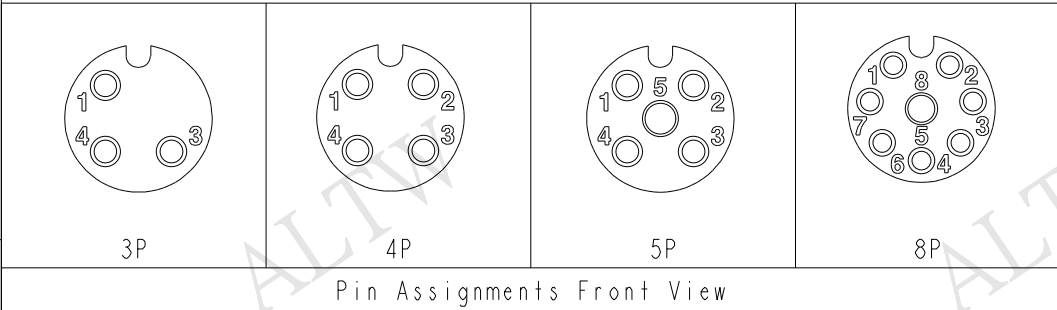
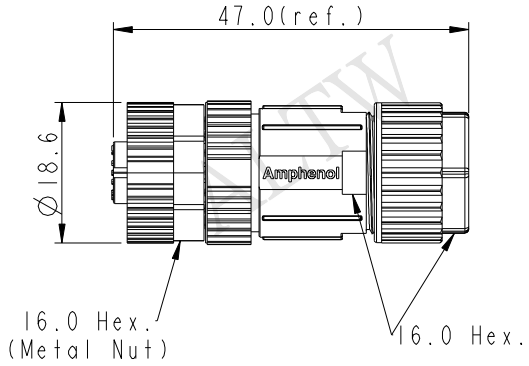
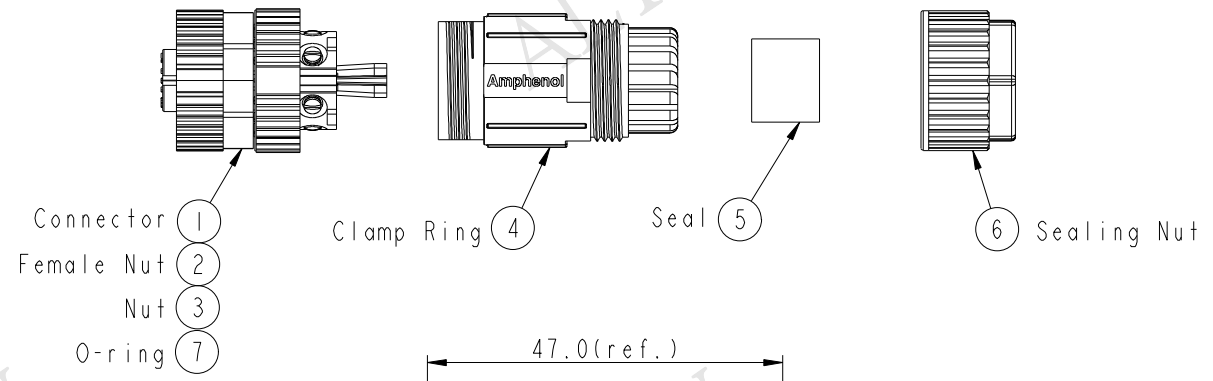


REV.	ECN NO.	DATE	SIGN	DESCRIPTION

ALTW
CONFIDENTIAL
2015-09-29
R&D DEPT.

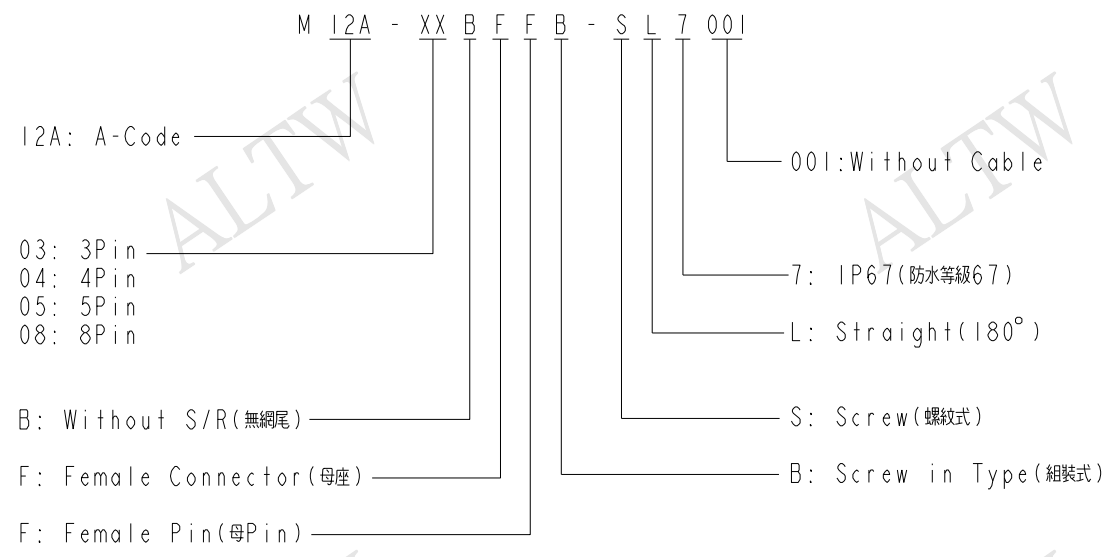


ALTW
DCC. DEPT.
CONFIDENTIAL
2015.10.28
ISSUED



UNIT: mm TOLERANCE ±0.5mm	TITLE M12 A-code Assy F Conn. F Pin		Amphenol LTW 安費諾亮泰企業股份有限公司		ITEM NO	DRAWN BY Mila	DATE 2015-09-29
	SCALE 1:1	SIZE A4			SHEET 1 OF 2	DWG NO M12A-XXBFFB-SL7001	CHECKED BY Cary
	REV. A	WC-REV. A.3	QC: Inspection item	CUSTOMER ALTW	APPROVED BY Jerry	DATE 2015-09-29	

THIS DOCUMENT IS SUBJECT TO CHANGE WITHOUT NOTICE. IT IS CONFIDENTIAL AND A PROPERTY OF Amphenol LTW. DISCLOSURE TO THIRD PARTY HAS TO BE AUTHORIZED BY Amphenol LTW.

THIS DOCUMENT IS SUBJECT TO CHANGE WITHOUT NOTICE. IT IS CONFIDENTIAL AND A PROPERTY OF AMPHENOL LTW. DISCLOSURE TO THIRD PARTY HAS TO BE AUTHORIZED BY AMPHENOL LTW.



- Note:
- * (C) Important Dimension To Check.
 - * Waterproof Rate: IP67
 - * Housing: Nylon, Black
 - * Clamp Cage: Nylon, Black
 - * Female Pin: Copper Alloy, Gold Plated
 - * Female Nut: Zinc Alloy, Nickel Plated
 - * Nut: Zinc Alloy, Nickel Plated
 - * O-Ring: Silicon, Grey
 - * Clamp Ring: Nylon, Black
 - * Sealing Nut: PBT+PC, Black
 - * Seal: Silicon, Grey
 - * Seal For Cable OD: $\phi 4.0\text{mm} \sim \phi 8.0\text{mm}$
 - * Screws for Wire connection recommended tightening torque: 0.61~0.84 kgf.cm / 0.059~0.082 N.m
 - * Applicable Wire gauge (Stranded wire cross section) 0.14mm² (26AWG) ~ 0.82mm² (18AWG)
 - * Mating Recommended tightening torque: 3~4 kgf.cm / 0.29~0.39 N.m
 - * Sealing-Nut Recommended tightening torque: 4~6 kgf.cm / 0.39~0.59 N.m
 - * Detailed applicable wire specifications may vary depending on the actual wire construction.

UNIT: mm		TITLE		M12 A-code Assy		ITEM NO	DRAWN BY	DATE			
		F Conn. F Pin		SCALE	1:1	SIZE	A4	SHEET	2 OF 2		
		TOLERANCE		REV.	A	WC-REV.	A.3	CUSTOMER	ALTW	DATE	
±0.5mm		(C) Inspection item		Amphenol LTW 安費諾亮泰企業股份有限公司		DWG NO	M12A-XXBFFB-SL7001	CHECKED BY	Cary	DATE	2015-09-29
						APPROVED BY	Jerry	DATE	2015-09-29	8 FMM10702-01-02A1	