

03

0321

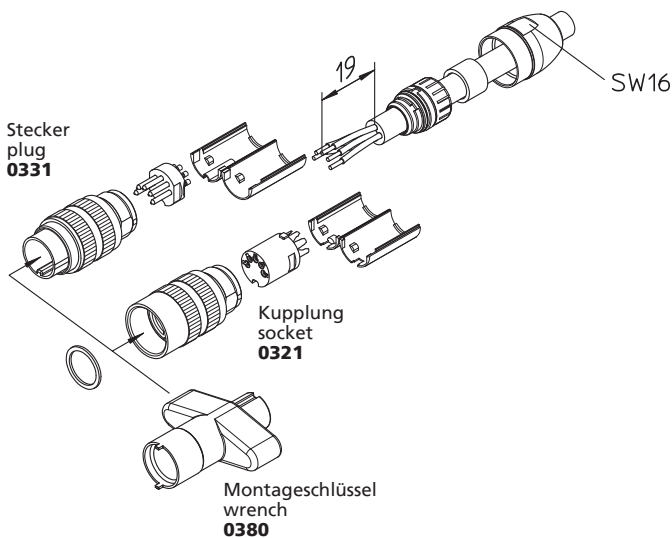
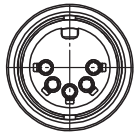
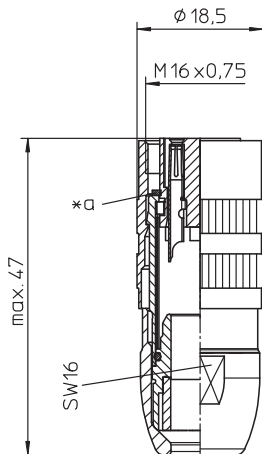
Circular connectors with threaded joint M16 acc. to IEC 61076-2-106, IP40/IP67/IP68



Socket acc. to IEC 61076-2-106, IP68, with threaded joint and solder terminals

03

0321



Environmental conditions

Temperature range -40 °C/+85 °C

Materials

Insulating body	PA GF, V-0 according to UL94
Contact bush	CuZn, silver-plated and flash gold-plated (3-8 poles) CuZn, pre-nickel and gold-plated (12-14 poles)
Housing	CuZn, nickel-plated
Knurled nut	CuZn, nickel-plated
Seal	NBR

Mechanical data

Insertion force/contact	≤ 5.0 N ¹
Withdrawal force/contact	≥ 1.2 N (3-8 poles) ≥ 0.9 N (12-14 poles) ¹
Tightening torque connector	1-3 Nm
Tightening torque nut	1-3 Nm
Protection class	IP68 ²

¹ measured with a polished steel pin, nominal thickness 1.5 mm (1.0 mm with 12-14 poles)

² according to IEC DIN EN 60529, only in locked condition with an appropriate counterpart; IPX8 requirements under agreement between manufacturer and user

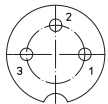
Connectable conductors for solder area

Section	≤ 0.75 mm ² (AWG 20) (3-8 poles) ≤ 0.25 mm ² (AWG 24) (12-14 poles)
Cable diameter	4-8 mm

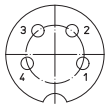
Electrical data (at T_{amb} 20 °C)

Contact resistance	≤ 5 mΩ
Rated current	5 A (T _{amb} 40 °C, 3-8 poles) 3 A (T _{amb} 40 °C, 12-14 poles)
Rated voltage	250 V (versions 03, 04, 05-1, 06, 07) 60 V (versions 05, 07-1, 08, 08-1, 12, 14)
Rated impulse voltage	2000 V (versions 03, 04, 05-1, 06, 07) 1000 V (versions 05, 07-1, 08, 08-1, 12, 14)
Insulation resistance	> 100 MΩ

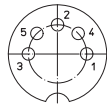
Pin configurations, solder side view



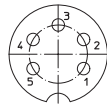
03-a
0321 03



04-a
0321 04



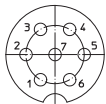
05-b
0321 05



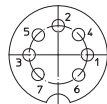
05-a
0321 05-1



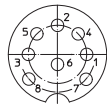
06-a
0321 06



07-a
0321 07



07-b
0321 07-1



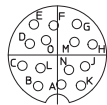
0321 08



08-a
0321 08-1



12-a
0321 12



14-a
0321 14

*a flat gasket

Associated products

Counterparts

☑ 0314	☑ 0314-1	☑ 0314-2
☑ 0315	☑ 0315-1	☑ 0315-1 U
☑ 0315-2	☑ 0316	☑ 0316-1
☑ 0316-2	☑ 0317	☑ 0317-1
☑ 0317-2	☑ 031798-1	☑ 031798-2
☑ 031799-2	☑ 0318	☑ 0318-1
☑ 0318-2	☑ 0331	☑ 0332
☑ 0332-1	☑ 033200	☑ 0365
☑ 036500		

Accessories

☑ 0322 C 16	☑ 0381	☑ 038199
☑ 038799		

03

0321

Designation	Pole Number	PU (Pieces)	MDQ (Pieces)
0321 03	3	50	100
0321 04	4	50	100
0321 05	5	50	100
0321 05-1	5	50	100
0321 06	6	50	100
0321 07	7	50	100
0321 07-1	7	50	100
0321 08	8	50	100
0321 08-1	8	50	100
0321 12	12	50	100
0321 14	14	50	100

Packaging:

sets of individual parts in plastic bags, in a cardboard box