

## OT FIT 35/220...240/700 NFC L

OPTOTRONIC FIT NFC L (SELV) | Linear / Area Constant Current – Non dimmable



### Product family features

- Line frequency: 0 Hz | 50 Hz | 60 Hz
- Versatile scope of application due to output power range of up to 75 W
- Constant Lumen Output (CLO)
- Supply voltage: 220...240 V
- Available with output current range: up to 1,400 mA
- SELV driver

### Product family benefits

- Flexible and future-proof current setting via NFC (Near Field Communication)
- Lifetime: up to 100,000 h (temperature at  $T_C = 65\text{ °C}$ , max. 10 % failure rate)
- Fulfilling SVM ( $\leq 0.4$ ) and PsT ( $\leq 1.0$ ) standards
- Higher quality of light thanks to  $< 1\%$  output ripple current
- Very high efficiency
- Fulfill safety requirement due to overload, overtemperature protection

### Areas of application

- Linear lighting for office, education, industry, storage areas and retail
- Installation in emergency lighting systems according to IEC 61347-2-13, appendix J
- Suitable for luminaires of protection class I

## Technical data

### Electrical data

Nominal input voltage	220...240 V
Mains frequency	50/60 Hz
Input voltage AC	198...264 V
Input voltage DC	176...276 V
Current set	NFC
Power factor $\lambda$	$\geq 0.95$
Efficiency in full-load	86 % <sup>1)</sup>
Device power loss	3.0 W
Inrush current	$\leq 16$ A
Max. ECG no. on circuit breaker 10 A (B)	40
Max. ECG no. on circuit breaker 10 A (C)	-
Max. ECG no. on circuit breaker 16 A (B)	65
Max. ECG no. on circuit breaker 16 A (C)	-
Max. ECG no. on circuit breaker 25 A (B)	-
Surge capability (L/N-Ground)	2 kV
Surge capability (L-N)	1 kV
Nominal output voltage	20...51 V
Nominal output current	250...700 mA
Output PSTLM	$\leq 1$
Output SVM	$\leq 0.4$
Nominal output power	13...35 W
Maximum output power	35 W

<sup>1)</sup> at 230 V, 50 Hz

### Dimensions & weight



Mounting hole spacing, length	270.0 mm
-------------------------------	----------

## Product datasheet

Product weight	170.00 g
Cable cross-section, input side	0.5...1.5 mm <sup>2</sup>
Wire preparation length, input side	8.0...9.0 mm
Wire preparation length, output side	8.0...9.0 mm
Length	280.0 mm
Width	30.0 mm
Height	21.0 mm

### Colors & materials

Casing material	Metal
-----------------	-------

### Temperatures & operating conditions

Ambient temperature range	-25...+60 °C
Maximum temperature at tc test point	75 °C
Max.housing temperature in case of fault	110 °C
Temperature range at storage	-40...+85 °C
Permitted rel. humidity during operation	5...85 % <sup>1)</sup>

<sup>1)</sup> Maximum 56 days/year at 85 %

### Lifespan

ECG lifetime	100000 h
--------------	----------

### Capabilities

Dimmable	No
Overheating protection	Automatic reversible
Overload protection	Automatic reversible
Short-circuit protection	Automatic reversible
No-load proof	Yes
Intended for no-load operation	No
Max. cable length to lamp/LED module	2.0 m <sup>1)</sup>
Suitable for fixtures with prot. class	I
Number of channels	1

<sup>1)</sup> Output wires must be routed as close as possible to each other

### Programming

Box programming	Yes
Programming device	FEIG

### Certificates & standards

## Product datasheet

Approval marks – approval	CE / VDE-ENEC / EAC / CCC / BIS / RCM
Standards	Acc. to IEC 61347-1/Acc. to IEC 61347-2-13/Acc. to IEC 62384/Acc. to IEC 62386/Acc. to IEC 61000-3-2/Acc. to IEC 61000-3-3/Acc. to IEC 61547
Type of protection	IP20









### Logistical data

Commodity code	850440839000
----------------	--------------

### Environmental information

Information according Art. 33 of EU Regulation (EC) 1907/2006 (REACH)	
Date of Declaration	14-04-2022
Primary Article Identifier	4062172064002
Candidate List Substance 1	Lead
CAS No. of substance 1	7439-92-1
Safe Use Instruction	The identification of the Candidate List substance is sufficient to allow safe use of the article.
Declaration No. in SCIP database	790c4372-8b1c-4af9-8bff-e0a63d8e0aea

### Download Data

File	
	User instruction OPTOTRONIC LED Power Supply
	Certificates OT ENEC 40038447 130722
	Certificates OT EMC 40044675 031022
	Declarations of conformity OT FIT NFC L CE 4177403 150222
	Declarations of conformity OT FIT NFC L UK DoC 4281111 150222
	CAD data OT FIT NFC L IGS 030420
	CAD data OT FIT NFC L STEP 030420
	CAD Data 2-dim OT FIT NFC L CAD2PDF 030420
	CAD data 3-dim OT FIT NFC L CAD3PDF 030420

## Product datasheet

---

### Ecodesign regulation information:

Intended for use with LED modules.

The forward voltage of the LED light source shall be within the defined operating window of the control gear in all operating conditions including dimming if applicable.

Separate control gear and light sources must be disposed of at certified disposal companies in accordance with Directive 2012/19/EU (WEEE) in the EU and with Waste Electrical and Electronic Equipment (WEEE) Regulations 2013 in the UK. For this purpose, collection points for recycling centres and take-back systems (CRSO) are available from retailers or private disposal companies, which accept separate control gear and light sources free of charge. In this way, raw materials are conserved and materials are recycled.

---

### Logistical Data

Product code	Product description	Packaging unit (Pieces/Unit)	Dimensions (length x width x height)	Volume	Gross weight
4062172064002	OT FIT 35/220...240/700 NFC L	Shipping carton box 20	305 mm x 161 mm x 104 mm	5.11 dm <sup>3</sup>	3577.00 g

The mentioned product code describes the smallest quantity unit which can be ordered. One shipping unit can contain one or more single products. When placing an order, for the quantity please enter single or multiples of a shipping unit.

---

### Disclaimer

Subject to change without notice. Errors and omission excepted. Always make sure to use the most recent release.