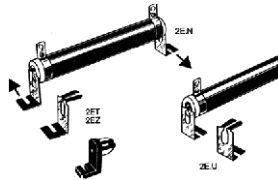


Fixing Accessories for Wirewound Resistors Equipped with AN Collars Suitable for RW - RA - RSSD - RSO



These 2E double right-angle brackets are designed to fix resistors without providing electrical contact. As they are fitted to resistors with fixing insulated connections, they can be mounted on uninsulated panels.

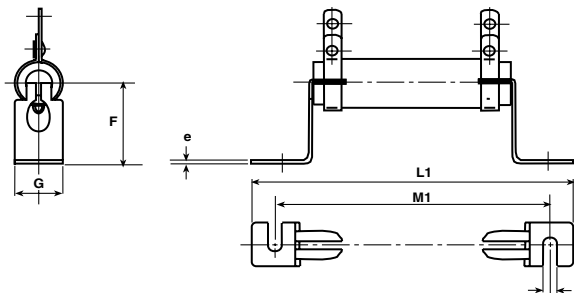
FEATURES

- They are available in three versions:
 - Bracket 2E N Shape
 - Bracket 2E U Shape (restricted space)
 - Brackets 2E T or 2E Z shape designed for models of \varnothing 40 & 50 mm
- The brackets are metal, and are corrosion-resistant.

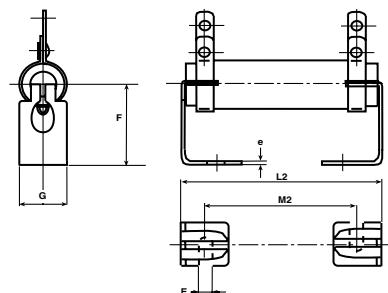


DIMENSIONS in millimeters

DOUBLE RIGHT-ANGLE BRACKET 2E N



DOUBLE RIGHT-ANGLE BRACKET 2E U



DIMENSIONS in millimeters												
MODEL AND TYPES OF RESISTORS		BRACKET	DIMENSIONS in mm									
RW RSO RA	RSSD		E ± 0.1	F ± 1	G ± 0.5	L1 - 0 - 4	M1 - 1 - 4	L2 - 0 - 4	M2 - 0 - 4	E	AVERAGE UNIT WEIGHT IN G	
8 x 34	8 x 34	2E BN or 2E BU	3.2	21.5	8	58	48	38	26	1	1.8	
10 x 50	10 x 50	2E DN or 2E DU	3.2	21.5	10	74	64	54	42	1	2.2	
13 x 70		2E DN or 2E DU	3.2	21.5	10	94	84	74	62	1	2.2	
	13 x 70	2E FN or 2E FU	4	26.5	14	102.5	88.5	74.5	58	1.2	4.5	
16 x 94	16 x 94	2E HN or 2E HU	5	29.5	20	132.5	115.5	98.5	79	1.2	8	
20 x 117		2E HN or 2E HU	5	29.5	20	155.5	138.5	121.5	102	1.2	8	
	20 x 117	2E KN or 2E KU	5.5	37.5	22	161.5	141.5	121.5	99	1.2	13	
25 x 138		2E KN or 2E KU	5.5	37.5	22	182.5	162.5	142.5	120	1.2	13	
25 x 168		2E KN or 2E KU	5.5	37.5	22	212.5	192.5	172.5	150	1.2	13	
	25 x 138	2E MN or 2E MU	5.5	37.5	22	182.5	162.5	142.5	120	1.2	13	
	25 x 168	2E MN or 2E MU	5.5	37.5	22	212.5	192.5	172.5	150	1.2	13	
30 x 250		2E PN or 2E PU	8	44.2	30	311	283	255	224	1.5	28	
	30 x 250	2E SN or 2E SU	8	44.2	30	311	283	255	224	1.5	28	
40 x 370	40 x 370	2E T	9	40	40	448	418	-	-	6	65	
50 x 373	50 x 373	2E Z	9	40	40	451	421	-	-	6	65	



ORDERING INFORMATION				
MODEL	TYPE	PAIRE	LEAD (Pb)-FREE	
2E	BN	...	e	
Fixing accessories for RW 8 x 34 AN resistor			NOTE: brackets are sold in pairs	

SAP PART NUMBERING GUIDELINES			
ACCRF	2E	BN	
MODEL	STYLE	TYPE	



Notice

Specifications of the products displayed herein are subject to change without notice. Vishay Intertechnology, Inc., or anyone on its behalf, assumes no responsibility or liability for any errors or inaccuracies.

Information contained herein is intended to provide a product description only. No license, express or implied, by estoppel or otherwise, to any intellectual property rights is granted by this document. Except as provided in Vishay's terms and conditions of sale for such products, Vishay assumes no liability whatsoever, and disclaims any express or implied warranty, relating to sale and/or use of Vishay products including liability or warranties relating to fitness for a particular purpose, merchantability, or infringement of any patent, copyright, or other intellectual property right.

The products shown herein are not designed for use in medical, life-saving, or life-sustaining applications. Customers using or selling these products for use in such applications do so at their own risk and agree to fully indemnify Vishay for any damages resulting from such improper use or sale.