

## OT FIT 1000/220...400/1A6 D NFC HC 2CH B L

OPTOTRONIC FIT D NFC HC B | Linear / Area Constant Current – Non dimmable



### Product family features

- 1- and 2-channels drivers
- Line frequency: 47.5...60 Hz
- Versatile scope of application due to output power range of up to 1050 W
- Supply voltage: 220...240 V / 400 V
- Available with output current range: up to 1,600 mA
- Non-isolated drivers

### Product family benefits

- Flexible and future-proof current setting via NFC (Near Field Communication)
- Lifetime: up to 100,000 h (temperature at  $T_C = 65\text{ °C}$ , max. 10 % failure rate)
- Higher quality of light thanks to < 1% output ripple current
- Very high efficiency (up to 97%)
- Protection against 4 kV burst and 2 kV surge voltage (L-N and L-N/PE)

### Areas of application

- Linear and area lighting
- Horticulture lighting
- Industry lighting
- Suitable for luminaires of protection class I

## Technical data

### Electrical data

Nominal input voltage	220...400 V
Mains frequency	50...60 Hz
Input voltage AC	198...440 V
Current set	NFC
Power factor $\lambda$	> 0.98
Efficiency in full-load	97 % <sup>1)</sup>
Device power loss	50 / 30 W <sup>2)</sup>
Inrush current	9.6 / 15.9 A <sup>3)</sup>
Max. ECG no. on circuit breaker 10 A (B)	-
Max. ECG no. on circuit breaker 10 A (C)	-
Max. ECG no. on circuit breaker 16 A (B)	3 / 8 <sup>4)</sup>
Max. ECG no. on circuit breaker 16 A (C)	3 / 8 <sup>4)</sup>
Max. ECG no. on circuit breaker 25 A (B)	5 / 12 <sup>5)</sup>
Surge capability (L/N-Ground)	2 kV
Surge capability (L-N)	2 kV
Nominal output voltage	150...550 V
Nominal output current	400...1600 mA
Output PSTLM	$\leq 1$
Output SVM	$\leq 0.4$
Nominal output power	400...1050 W
Maximum output power	1050 W
Galvanic isolation	Non isolated
Output ripple current (100 Hz)	< 1 %
Default output current	400 mA

<sup>1)</sup> at 400 V, 50 Hz

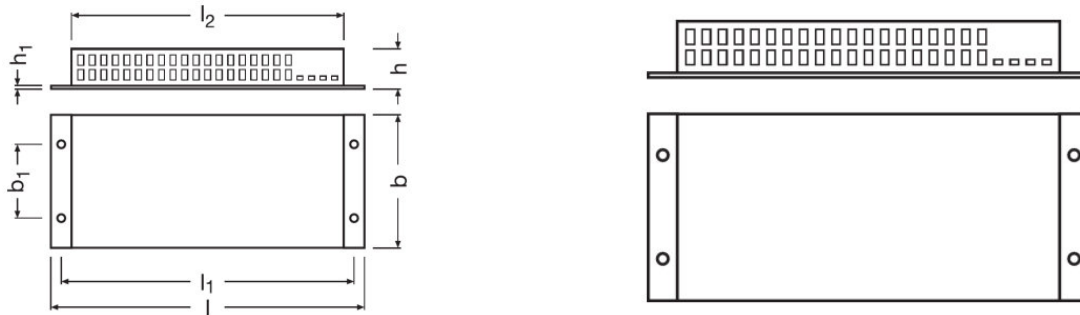
<sup>2)</sup> At 230 V = 50 W / At 400 V = 30 W

<sup>3)</sup> At 230 V = 9.6 A / At 400 V = 15.9 A

<sup>4)</sup> At 230 V = 3 / At 400 V = 8

<sup>5)</sup> At 230 V = 5 / At 400 V = 12

Dimensions & weight



Mounting hole spacing, length	258.0 mm
Product weight	1400.00 g
Length	312.0 mm
Width	136.0 mm
Height	43.0 mm

Temperatures & operating conditions

Ambient temperature range	-25...+50 °C
Maximum temperature at tc test point	65 °C
Max.housing temperature in case of fault	110 °C
Temperature range at storage	-40...+85 °C
Permitted rel. humidity during operation	5...85 % <sup>1)</sup>

<sup>1)</sup> Maximum 56 days/year at 85 %

Lifespan

ECG lifetime	100000 / 50000 h
--------------	------------------

Additional product data

Encapsulated	No
--------------	----

Capabilities

Dimmable	No
Overheating protection	Yes
Overload protection	Yes
Short-circuit protection	Yes
No-load proof	Yes
Intended for no-load operation	No

## Product datasheet

Max. cable length to lamp/LED module	2.5 m <sup>1)</sup>
Suitable for fixtures with prot. class	I
Control interface	NFC
Number of channels	2

<sup>1)</sup> Output wires must be routed as close as possible to each other

### Programming

Tuner4TRONIC	Yes
Tuner4TRONIC Field App	Yes
Programming device	DALI magic / FEIG

### Certificates & standards

Approval marks – approval	CE
Standards	Acc. to EN 61347-1/Acc. to EN 61347-2-13/Acc. to EN 62384/Acc. to EN 61000-3-2/Acc. to EN 61000-3-3/Acc. to EN 61547
Type of protection	IP20




### Logistical data

Commodity code	850440839000
----------------	--------------

### Environmental information

Information according Art. 33 of EU Regulation (EC) 1907/2006 (REACH)	
Date of Declaration	11-07-2022
Primary Article Identifier	4052899624429
Candidate List Substance 1	Lead
CAS No. of substance 1	7439-92-1
Safe Use Instruction	The identification of the Candidate List substance is sufficient to allow safe use of the article.
Declaration No. in SCIP database	b451798a-48c1-4c76-b806-db2094c1d5e2

### Download Data

File
 User instruction OPTOTRONIC LED Power Supply
 CAD data OT FIT 1000 D NFC HC 2CH BL IGS 120721
 CAD data OT FIT 1000 D NFC HC 2CH BL STEP 120721

## Product datasheet



CAD Data 2-dim  
OT FIT 1000 D NFC HC 2CH BL CAD2PDF 120721



CAD data 3-dim  
OT FIT 1000 D NFC HC 2CH BL CAD3PDF 120721

### Ecodesign regulation information:

Intended for use with LED modules.

The forward voltage of the LED light source shall be within the defined operating window of the control gear in all operating conditions including dimming if applicable.

Separate control gear and light sources must be disposed of at certified disposal companies in accordance with Directive 2012/19/EU (WEEE) in the EU and with Waste Electrical and Electronic Equipment (WEEE) Regulations 2013 in the UK. For this purpose, collection points for recycling centres and take-back systems (CRSO) are available from retailers or private disposal companies, which accept separate control gear and light sources free of charge. In this way, raw materials are conserved and materials are recycled.

### Logistical Data

Product code	Product description	Packaging unit (Pieces/Unit)	Dimensions (length x width x height)	Volume	Gross weight
4052899624429	OT FIT 1000/220...400/1A6 D NFC HC 2CH B L	Shipping carton box 5	345 mm x 265 mm x 165 mm	15.09 dm <sup>3</sup>	7468.00 g

The mentioned product code describes the smallest quantity unit which can be ordered. One shipping unit can contain one or more single products. When placing an order, for the quantity please enter single or multiples of a shipping unit.

### Disclaimer

Subject to change without notice. Errors and omission excepted. Always make sure to use the most recent release.