

CONTACTOR RELAY 100E EN 50 011 10 NO, SCREW
TERMINALS AC OPERATION AC 50/60HZ 220V



Figure similar

General technical data:		
Size of contactor		0
Ambient temperature during operation	°C	-25 ... +55
Protection class IP on the front		IP20
Equipment marking acc. to DIN 40719 extended according to IEC 204-2 acc. to IEC 750		K
Equipment marking acc. to DIN EN 61346-2		K
Equipment marking acc. to DIN EN 81346-2		K
Control circuit/ Control:		
Type of voltage of the control supply voltage		AC
Control supply voltage frequency		
• 1 Rated value	Hz	50
• 2 Rated value	Hz	60
Control supply voltage		
• with AC		
— at 50 Hz		
— Rated value	V	220
— at 60 Hz		
— Rated value	V	220
Auxiliary circuit:		
Operating current at AC-15		
• at 230 V Rated value	A	10
• at 400 V Rated value	A	6

Identification number and letter for switching elements		100 E
Number of NC contacts for auxiliary contacts		0
• lagging switching		0
• delayed switching		0
• make-before-break switching		0
Number of NO contacts for auxiliary contacts		0
• delayed switching		0
• leading contact		0
• make-before-break switching		0
Number of CO contacts for auxiliary contacts		0









Connections/ Terminals:

Type of electrical connection for auxiliary and control current circuit		screw-type terminals
---	--	----------------------

Mechanical data:

Mounting type		screw and snap-on mounting onto 35 mm standard mounting rail according to DIN EN 50022
Width	mm	55
Height	mm	78
Depth	mm	102

Certificates/ approvals:

General Product Approval		Test Certificates	
 CCC	 CSA	 UL	
			Type Test Certificates/Test Report Special Test Certificate
Test Certificates	Shipping Approval		other
other	 DNV	 GL	 LRS
			 RMRS
			Environmental Confirmations
other			
other	Declaration of Conformity		

Safety related data:

Protection against electrical shock		finger-safe
B10 value with high demand rate acc. to SN 31920 • Note		1 000 000 With 0.3 x I _e
T1 value for proof test interval or service life acc. to IEC 61508	y	20

Further information

Information- and Downloadcenter (Catalogs, Brochures,...)

<http://www.siemens.com/industrial-controls/catalogs>

Industry Mall (Online ordering system)

<http://www.siemens.com/industrymall>

Cax online generator

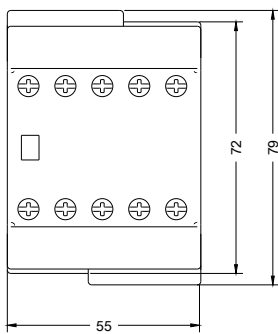
<http://support.automation.siemens.com/WW/CAXorder/default.aspx?lang=en&mlfb=3TH43100AN2>

Service&Support (Manuals, Certificates, Characteristics, FAQs,...)

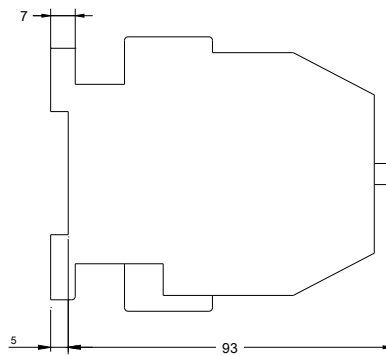
<http://support.automation.siemens.com/WW/view/en/3TH43100AN2/all>

Image database (product images, 2D dimension drawings, 3D models, device circuit diagrams, EPLAN macros, ...)

<http://www.automation.siemens.com/bilddb/index.aspx?attID9=3TH43100AN2&lang=en>



last modified:



09.03.2015