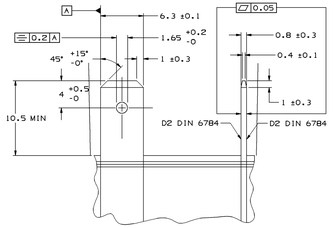


RECOMMENDED BLADE MATERIAL - MALE BLADE MATERIAL SHOULD HAVE AN ELECTRICAL CONDUCTIVITY ≥ 20% IACS AT 68°F. USE OF A MATERIAL WITH CONDUCTIVITY < 20% IACS SHOULD BE APPROVED BY PACKARD ELECTRIC.

MATING BLADE INFORMATION
SCALE 5:1

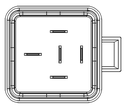

OPTIONAL CONSTRUCTION

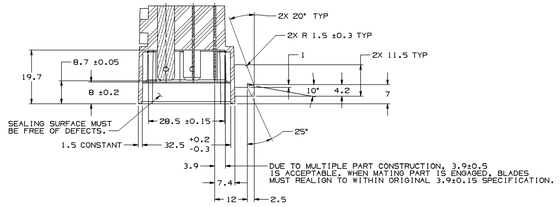


SECTION B-B

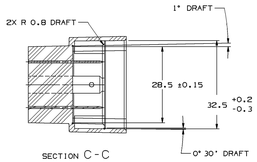


SECTION C-C

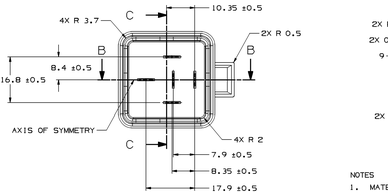


MATING CONNECTOR INFORMATION

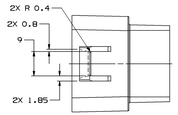


NOTES
1. MATERIAL: NYLON TYPE 6 BLK

| SYMBOL DEFINITION | | MISSING SYMBOLS |
|---|---|---|
| A DIMENSION WITHOUT AN INSPECTION REPORT SYMBOL ( ) DOES NOT REQUIRE INSPECTION. IT MAY BE CONTROLLED ON THE INDIVIDUAL COMPONENT DRAWING. | TOTAL NO OF INSPECTIONS REQUIRED: 42 | 1 |
| | LAST NO. USED: 28 | |

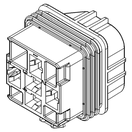

| DRG STATUS | | | | | ZONE | REVISION HISTORY | AUTH | DR | APV1 | APV2 |
|---|---|---|---|---|---|---|---|---|---|---|
| DATE | ECN | REV | N/P | CHG | | | | | | |
| 05JL02 | R | 02 | - | - | | CLEARED PER COLUMN1 12065685, B6 - REMOVED ADHESIVE AND REVISED CONN SEAL | 222557 | RH | RH | JR |
| 15AU02 | R | 03 | - | - | | 12065685,B6- ADDED NOTE 8, REMOVED LABEL AND REVISED CHART | 228565 | DSB | RDH | JR |
| 15AU06 | R | 04 | - | - | | 1359973 - RELEASED | 283217 | KMB | KMB | JDS |
| 06AP06 | R | 05 | - | - | | 1359973 - REVISED GRAPHICS | 286509 | JTV | AJB | JDS |
| 10JA07 | R | 06 | - | - | | 1359973 - CONN SEAL WAS 12065663 | 400571 | MDH | JAA | JDS |
| 07MY07 | R | 07 | - | - | | 1364687б - RELEASED | 401297 | PCP | PCP | SAN |
| 11MD11 | R | 08 | - | - | | 1392549б & 1392787Z - RELEASED AS INACTIVE | 416230 | JHP | MR | JHP |
| 12APJ2 | R | 09 | - | - | | ALL PARTS - UPDATED PDM ATTRIBUTES | 417339 | JDM | JAA | JHP |
| 03JA14 | R | 10 | - | - | | ALL ACTIVE PARTS - ADDED LUBEWELL LUBRICANT NOTE | 424997 | JVR | JVR | KBM |

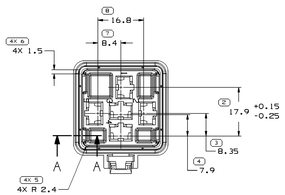


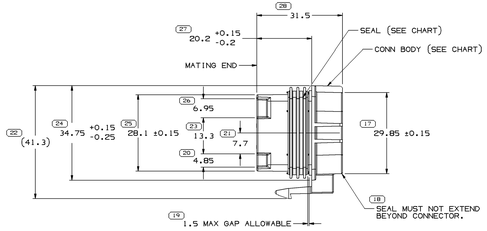


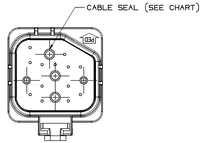


TYPE 101

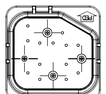

TYPE 102
SAME AS TYPE 101
EXCEPT AS SHOWN

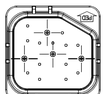

TYPE 103
SAME AS TYPE 101
EXCEPT AS SHOWN

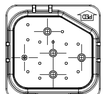

TYPE 104
SAME AS TYPE 101
EXCEPT AS SHOWN

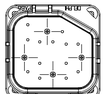

TYPE 105
SAME AS TYPE 101
EXCEPT AS SHOWN

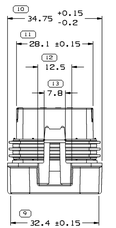


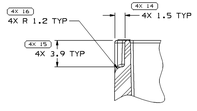


SECTION A-A
SCALE 5:1

| PART NO | REV | N/P | TYPE | CONN BODY | CONN SEAL | CABLE SEAL | SPECIAL NOTES |
|---|---|---|---|---|---|---|---|
| 1392787Z | 01 | AA | 105 | 1392786B | 1392549Б | 12066028 (4 WAY-TAN) | |
| 1392549Б | 01 | AA | 102 | 12065662 | 12065663 | 12066028 (4 WAY-TAN) | SEE NOTE 8 |
| 1364687б | 01 | AB | 102 | 12065662 | 15409460 | 12066875 (4 WAY-ORN) | SEE NOTE 8 |
| 1359973 | 02 | AC | 104 | 12065662 | 15409460 | 1359972 (5 WAY-BLU) | SEE NOTE 8 |
| 15326224 | A2 | - | 101 | 12065662 | 12065663 | 15326183 (5 WAY-TAN) | - |
| 12186644 | A2 | - | 101 | 12065662 | 12065663 | 12186643 (5 WAY-PNK) | - |
| 12191236 | A2 | - | 101 | 12065662 | 12065663 | 12191130 (5 WAY-PPL) | - |
| 12124142 | D2 | - | 101 | 12065662 | 12065663 | 12124142 (5 WAY-LT ORN) | - |
| 12092604 | D2 | - | 103 | 12065662 | 12065663 | 12092604 (5 WAY-ORN) | - |
| 12084615 | C | - | 102 | | 12065663 | 12084615 (4 WAY-BLU) | - |
| 12077994 | D2 | - | 101 | 12065662 | 12065663 | 12077994 (5 WAY-BRT RED) | - |
| 12077991 | D2 | - | 102 | 12065662 | 12065663 | 12084103 (4 WAY-WHT) | - |
| 12066030 | D2 | - | 101 | 12065662 | 12065663 | 12066030 (5 WAY-YEL) | - |
| 12066029 | D2 | - | 102 | 12065662 | 12065663 | 12066029 (4 WAY-PPL) | - |
| 12066028 | D2 | - | 102 | 12065662 | 12065663 | 12066028 (4 WAY-TAN) | - |
| 12066027 | C | - | 102 | 12065662 | 12065663 | 12066027 (4 WAY-ORN) | - |
| 12066026 | C | - | 102 | 12065662 | 12065663 | 12066026 (4 WAY-BLU) | - |
| 12065972 | D2 | - | 102 | 12065662 | 12065663 | 12065972 (4 WAY-RED) | - |
| 12065686 | D6 | AC | 102 | 12065662 | 15409460 | 15383475 (4 WAY-BLU) | SEE NOTE 8 |
| 12065685 | D5 | AC | 101 | 12065662 | 15409460 | 12065683 (5 WAY-GRN) | SEE NOTE 8 |

NOTES

1. UNLESS OTHERWISE SPECIFIED AND/OR INDICATED:

   DIMENSIONS ARE TO FACE OF VIEW SHOWN AND AUTOMATICALLY ROUNDED BY COMPUTER FOR INSPECTION (SEE MATH MODEL FOR PRECISE DIMENSIONS). FOR ALL OTHER DIMENSIONS NOT SHOWN BUT REQUIRED FOR TOOL BUILD, SEE MATH MODEL FOR PRECISE TOOL PATH DATA. SYMMETRICAL ABOUT CENTERLINE.

2. SEALING CODE 2 - DESIGN WILL PASS SALT FOG TEST AFTER CONDITIONING AS SPECIFIED IN ESA-644 (WEATHER-PACK), ESA-710 (METRIC-PACK), ESA-650 (UNDERHOOD MICRO-PACK), C-4006 (WORLD CONNECTOR), ETC WHEN MATED TO MATING PART OR EQUIVALENT.

3. MATING PART AS SHOWN.

4. FOR LEAD LENGTH CALCULATIONS, DISTANCE FROM MATING END OF CONNECTOR TO FRONT OF CABLE CORE IS 15.05/11.65

5. WHEN PARTS ARE SHIPPED, THEY MUST BE PACKED IN PLASTIC BAGS OR SHIPPING CONTAINERS MUST BE LINED WITH PLASTIC LINERS. BAGS OR LINERS MUST BE SEALED TO AVOID ENTRY OF FOREIGN MATTER.

6. CROSS REFERENCE:

| | |
|---|---|
| 1 | 30 |
| 2 | 85 |
| 3 | 87A |
| 4 | 87 |
| 5 | 86 |
| CONN CAVITY INDEX NO | RELAY CIRCUIT NO |

7. FOR APPLICATION DATA SEE THE INDIVIDUAL APPLICATION DRAWINGS.

8. NO PROCESSING OIL ALLOWED TO BE ADDED TO AID IN THE APPLICATION OF THE SEAL TO THE CONNECTOR.

9. THIS PRODUCT IS NOT CATEGORIZED AS AN APPEARANCE ITEM. MINOR IMPERFECTIONS INCLUDING, BUT NOT LIMITED TO, FLOW MARKS, COLOR BLEMISHES, GATE VESTIGE, AND SOFT FLASH THAT DO NOT AFFECT THE FIT, FORM, OR FUNCTION OF THE PART ARE PERMISSIBLE PER DPNP-4.7-CS-01.

(19) 10. 5-60-T LUBEWELL LUBRICANT CAN BE USED AS AN AUXILIARY SUPPORT ON THE CABLE INSTALLATION PROCESS.

(19) PROCESS SENSITIVE DIMENSION

DIMENSIONS ENCLOSED IN ( ) INDICATE REFERENCE DIMENSIONS, NO GO TOLERANCE LIMITS ARE ESTABLISHED

| DIMENSIONAL RANGES (MM) | | | | | |