



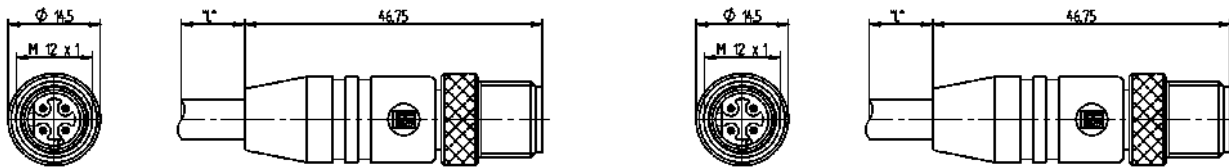
**Product:** [0985 S4742 100](#)

Fast Ethernet Cat5e Data Double-Ended Cordset: Male straight D-coded black M12 Standard to male straight D-coded black M12 Standard, shielded, 50 V AC / 60 V DC, 4 A; TPE green cable, 4-wires, 0.38 mm<sup>2</sup>

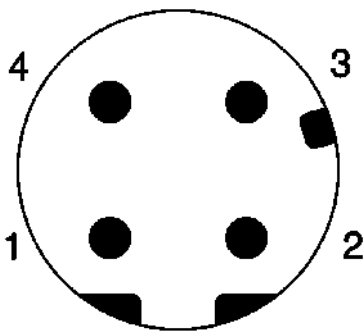
**Product Description**

Fast Ethernet Cat5e Data Double-Ended Cordset: Male straight D-coded black M12 Standard to male straight D-coded black M12 Standard, shielded, 50 V AC / 60 V DC, 4 A; TPE green cable, 4-wires, 0.38 mm<sup>2</sup>

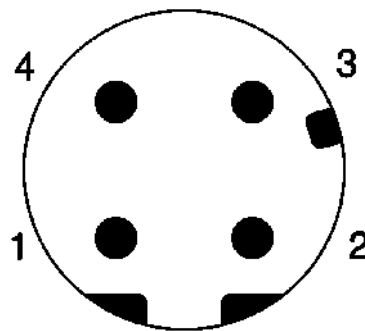
**Technical Drawing**



**Male**



**Male**



**Technical Specifications**

Face View Side 1

Pin 1	Pin 2	Pin 3	Pin 4
yellow	white	orange	blue

Face View Side 2

Pin 1	Pin 2	Pin 3	Pin 4

## Product Description

Product Family:	Data Connectors
Brand:	Lumberg Automation
Connector Type:	Cordset, double ended
Shielding:	Shielded
Rated Voltage:	60 V
Rated Impulse Voltage:	1.5 kV
Operating Voltage:	50 V AC / 60 V DC
Rated Current*:	4 A
Data Transmission:	Fast Ethernet Cat5e
Data Transmission Rate:	100 Mbit/s

## Technical Data Side 1

Product Sub Family:	M12 Standard
Type of Contact / Gender:	Male
Connector Design:	Straight
Attachment Type:	Coupling Screw
Number of Pins:	4
Coding:	D
Contact Resistance:	≤ 10 mOhm
Insulation Resistance:	> 10 <sup>9</sup> Ohm
Mating Cycles:	≤ 100
Ambient Temperature (Operation)*:	- 40 °C - + 90 °C
Protection Degree / IP Rating**:	IP65, IP67, IP69K
Design Standard:	IEC 61076-2-101
Pollution Degree:	3 acc. to DIN EN 60664-1 (VDE 0110-1)
Contact Base Material:	CuSn
Contact Plating:	Cu/Au
Contact Bearer Material:	PBT
Contact Bearer Color:	Black
Flammability Class (Contact Bearer):	UL 94 HB
Molded Body Material:	TPU
Molded Body Color:	Black
Flammability Class (Molded Body):	UL 94 HB
Attachment Material:	CuZn
Attachment Plating:	Nickel-plated
Shielding Material:	CuZn, tin-plated
Fastening Torque (Attachment):	M 12x1: (50-60) Ncm, hand-tight
Note:	Do not connect or disconnect under load.

## Cable Data

Cable Number:	542
Conductor Size:	0.38 mm <sup>2</sup>
Number of Wires:	4
Minimal Bending Radius (Fixed Inst):	> 30 mm
Minimal Bending Radius (Flexible Inst):	> 60 mm
Cycles (Bending):	> 5 M
Conductor material:	Cu
Cable Jacket Material:	TPE
Cable Jacket Color:	green matt similarly RAL 6018
Cable Diameter D:	ø 6.50 ± 0.20 mm
Wire Insulation Material:	PP
Insulated Wire Diameter:	ø 1.50 mm
Overall Shield (Cable):	Cu-ETP1 tinned
Foil shield:	Al-PT Foil

Ambient Temperature (Fixed Installation):	- 40 °C - + 90 °C (UL: + 80 °C)
Ambient Temperature (Flex Installation):	- 40 °C - + 90 °C (UL: + 80 °C)
Ambient Temperature (Drag Chain Inst):	- 25 °C - + 60 °C
Flammability Class (Cable Jacket):	CM (UL 1685)
Cable Characteristics:	Exclusion of dangerous materials; Sunlight resistance: UL 1581 sec. 1200
Core Colors:	white, blue, yellow, orange

## Technical Data Side 2

Product Sub Family, Side 2:	M12 Standard
Type of Contact / Gender, Side 2:	Male
Connector Design, Side 2:	Straight
Attachment Type, Side 2:	Coupling Screw
Number of Pins, Side 2:	4
Coding, Side 2:	D
Contact Resistance, Side 2:	≤ 10 mOhm
Insulation Resistance, Side 2:	> 10 <sup>9</sup> Ohm
Mating Cycles, Side 2:	≤ 100
Ambient Temperature (Operation), Side 2*:	- 40 °C - + 90 °C
Protection Degree / IP Rating, Side 2**:	IP65, IP67, IP69K
Design Standard, Side 2:	IEC 61076-2-101
Pollution Degree, Side 2:	3 acc. to DIN EN 60664-1 (VDE 0110-1)
Contact Base Material, Side 2:	CuSn
Contact Plating, Side 2:	Cu/Au
Contact Bearer Material, Side 2:	PBT
Contact Bearer Color, Side 2:	Black
Flammability Class (Contact Bearer), Side 2:	UL 94 HB
Molded Body Material, Side 2:	TPU
Molded Body Color, Side 2:	Black
Flammability Class (Molded Body), Side 2:	UL 94 HB
Attachment Material, Side 2:	CuZn
Attachment Plating, Side 2:	Nickel-plated
Shielding Material, Side 2:	CuZn, tin-plated
Fastening Torque (Attachment), Side 2:	M 12x1: (50-60) Ncm, hand-tight

## Safety & Environmental Compliance

RoHS Compliant:	yes
-----------------	-----

## Resistances

Oil Resistance:	UL OIL RES I
-----------------	--------------

## Notes

Note Derating:	Notice derating
Protection Degree / IP Rating Note:	** only if mounted and locked in combination with Hirschmann / Lumberg Automation connector.

## Variants

Item #	Item Description	Cable Length
8400	0985 S4742 100/0,3 M	0.3 m
4947	0985 S4742 100/0,5 M	0.5 m
3358	0985 S4742 100/0,6 M	0.6 m
3359	0985 S4742 100/1 M	1 m
8009	0985 S4742 100/1,5 M	1.5 m
3360	0985 S4742 100/2 M	2 m
4622	0985 S4742 100/3 M	3 m
3361	0985 S4742 100/4 M	4 m
2051	0985 S4742 100/5 M	5 m
5902	0985 S4742 100/6 M	6 m
5903	0985 S4742 100/7 M	7 m
5904	0985 S4742 100/8 M	8 m
2052	0985 S4742 100/10 M	10 m

8553	0985 S4742 100/12 M	12 m
15275	0985 S4742 100/14 M	14 m
2059	0985 S4742 100/15 M	15 m
15272	0985 S4742 100/18 M	18 m
2060	0985 S4742 100/20 M	20 m
20626	0985 S4742 100/23 M	23 m
2061	0985 S4742 100/25 M	25 m
5412	0985 S4742 100/30 M	30 m
6953	0985 S4742 100/35 M	35 m
2065	0985 S4742 100/40 M	40 m
15539	0985 S4742 100/45 M	45 m
2066	0985 S4742 100/50 M	50 m
9670	0985 S4742 100/60 M	60 m
12685	0985 S4742 100/70 M	70 m
15612	0985 S4742 100/75 M	75 m
12686	0985 S4742 100/80 M	80 m
12687	0985 S4742 100/90 M	90 m

© 2020 Belden, Inc

All Rights Reserved.

Although Belden makes every reasonable effort to ensure their accuracy at the time of this publication, information and specifications described here in are subject to error or omission and to change without notice, and the listing of such information and specifications does not ensure product availability.

Belden provides the information and specifications herein on an "ASIS" basis, with no representations or warranties, whether express, statutory or implied. In no event will Belden be liable for any damages (including consequential, indirect, incidental, special, punitive, or exemplary damages) whatsoever, even if Belden has been advised of the possibility of such damages, whether in an action under contract, negligence or any other theory, arising out of or in connection with the use, or inability to use, the information or specifications described herein.

All sales of Belden products are subject to Belden's standard terms and conditions of sale.

Belden believes this product to be in compliance with all applicable environmental programs as listed in the data sheet. The information provided is correct to the best of Belden's knowledge, information and belief at the date of its publication. This information is designed only as a general guide for the safe handling, storage, and any other operation of the product itself or the one that it becomes a part of. The Product Disclosure is not to be considered a warranty or quality specification. Regulatory information is for guidance purposes only. Product users are responsible for determining the applicability of legislation and regulations based on their individual usage of the product.