
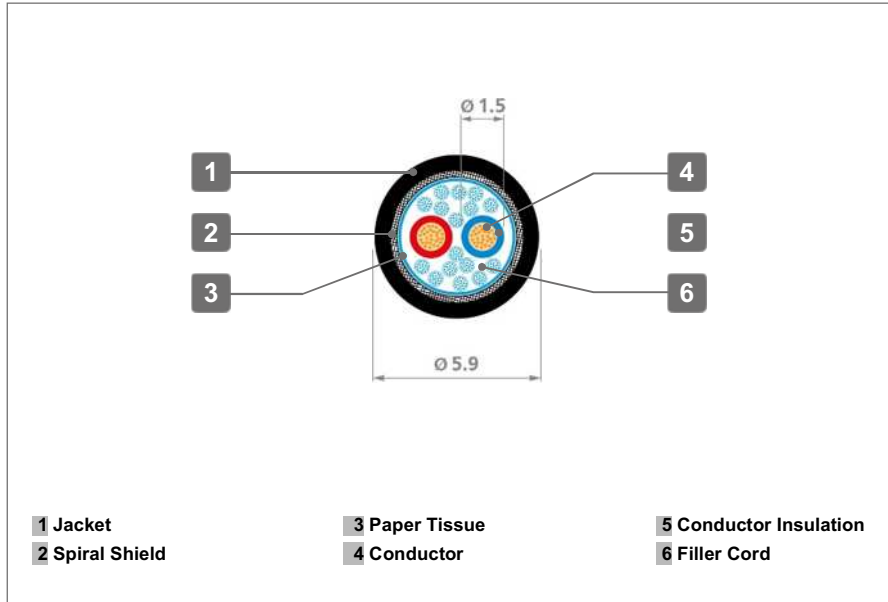


# balanced audio cable 3.0mtr RBVV030

## YME220 Microphone Cable

Microphone Cable, O.D. 5.9 mm, 0.22 mm<sup>2</sup> / AWG 24



### MECHANICAL SPECIFICATION

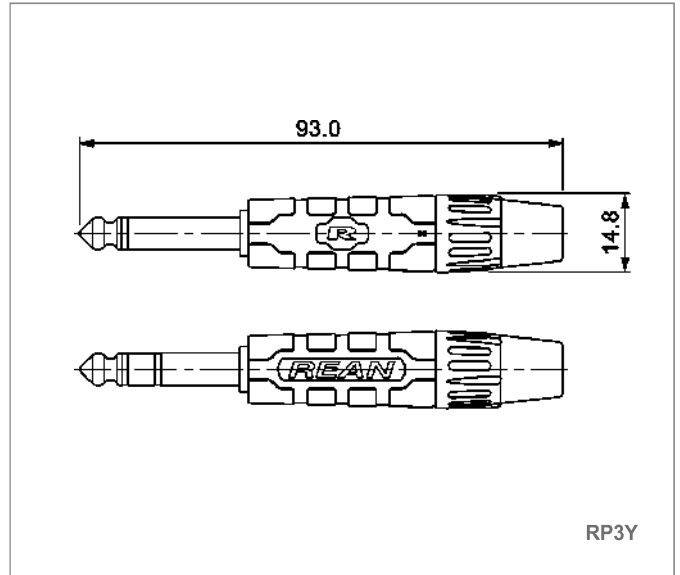
Composition of conductor	28 x 0.10 mm / 28 x AWG 38 bare annealed copper, OFC standard
Conductor insulation	LD-PE Ø 1.5 mm
Conductor color	Red & Blue
Composition of core	2 twisted cores 60 mm one turn, left hand
Spiral shield	85 x 0.10 mm, bare annealed copper, OFC standard Coverage > 90 %
Overall jacket material	PVC with restricted Substance: Cadmium: < 5 PPM ("Cadmium free") Lead: < 50 PPM Mercury: < 2 PPM Chromium: Not contained Hardness: 65 Shore-A
Overall diameter	Black (other colours on request) Ø 5.9 mm tolerance: +/- 0.2 mm
Working temperature - Mobile - Fixed	-5 °C to +70 °C -20 °C to +70 °C
Cable Printing	- Standard cable print - Customer cable print on request

### ELECTRICAL SPECIFICATION

Conductor DC resistance	≤ 80 m <sup>∧</sup> / m – 20 °C
Screen DC resistance	≤ 30 m <sup>∧</sup> / m – 20 °C
Insulation resistance	> 1 G <sup>∧</sup> / km – 20 °C, 500 V <sub>DC</sub>
Capacitance 1 Conductor to Conductor	≤ 65 pF / m – 1 KHz
Capacitance 2 Conductor to Screen	≤ 115 pF / m – 1 KHz
Test voltage: Conductor to Conductor	500 V eff – 50 Hz, 1 Minute
Test voltage: Conductor / Screen	1.000 V eff – 50 Hz, 1 Minute

## 1/4" Phone Plugs, 3-pole

## Y Series



### FEATURES

- *Slim and ergonomic design – space saving and convenient to handle*
- *Rugged zinc diecast shell – long lasting and reliable*
- *Chuck type strain relief – best cable retention, easy to assemble*
- *Rubber boot kink protection – guarantees best cable protection and offers long cable life*

### CONNECTOR

Type No.	Description
RP3Y	1/4" plug, 3-pole, nickel plated housing and nickel plated plugfinger

**REAN**<sup>®</sup>

# 1/4" Phone Plugs

## TECHNICAL DATA

### ELECTRICAL

Contact resistance	< 10 m $\Omega$
Dielectric strength	> 1 kV dc
Insulation resistance	> 1 G $\Omega$
- initial	
- after damp heat test	> 0.1 G $\Omega$

### MECHANICAL

Lifetime	> 1'000 mating cycles
Lateral load capacity	> 4 Nm
Strain relief force	> 70 N
Cable O.D. range	4.0 - 7.0 mm
Wiring type	Soldering
Max. wire size	1 mm <sup>2</sup> / AWG 18

### MATERIAL

Shell (housing)	Zinc diecast
Shell plating	Nickel
Insert	Nylon
Contacts	Brass
Contact plating	Ni
Strain relief (chuck)	POM
Bushing	Nylon
Boot	PVC

### ENVIRONMENTAL

Operating temperature	-20 °C to +70 °C
Solderability	Complies with IEC 68-2-20

Data subject to change without prior notice. © 2017 REAN® is a registered trademark of the Neutrik Group. ALL RIGHTS RESERVED.

# REAN®