



### Model Number

NMB15-30GM55-E2

### Features

- 15 mm flush
- Stainless steel sensing face
- Increased operating distance

### Accessories

AB-30  
Mounting aid

## Technical Data

### General specifications

Switching element function	PNP	NO
Rated operating distance	$s_n$	15 mm
Installation	flush (Requirements: see drawing below)	
Output polarity	DC	
Assured operating distance	$s_a$	0 ... 12.15 mm
Actuating element	Ferrous and nonferrous targets	
Reduction factor $r_{Al}$	0.4	
Reduction factor $r_{Cu}$	0.2	
Reduction factor $r_{304}$	0.85	
Reduction factor $r_{S37}$	1	

### Nominal ratings

Operating voltage	$U_B$	10 ... 30 V DC
Switching frequency	$f$	0 ... 150 Hz
Hysteresis	$H$	3 ... 15 typ. 10 %
Reverse polarity protection	reverse polarity protected	
Short-circuit protection	pulsing	
Voltage drop	$U_d$	$\leq 2$ V
Operating current	$I_L$	$\leq 200$ mA
Off-state current	$I_r$	$\leq 10$ $\mu$ A
No-load supply current	$I_0$	$\leq 10$ mA
Operating voltage indicator	LED, green	
Switching state indicator	LED, yellow	

### Functional safety related parameters

MTTF <sub>d</sub>	893 a
Mission Time ( $T_M$ )	20 a
Diagnostic Coverage (DC)	0 %

### Ambient conditions

Ambient temperature	-25 ... 70 °C (-13 ... 158 °F)
---------------------	--------------------------------

### Mechanical specifications

Connection type	cable PUR , 2 m
Core cross-section	0.5 mm <sup>2</sup>
Housing material	Stainless steel 1.4305 / AISI 303
Sensing face	Stainless steel 1.4305 / AISI 303
Degree of protection	IP69K

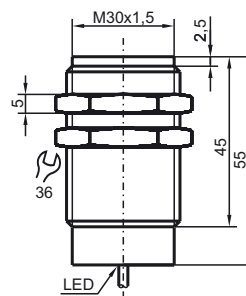
### Compliance with standards and directives

Standard conformity	
Standards	EN 60947-5-2:2007 IEC 60947-5-2:2007

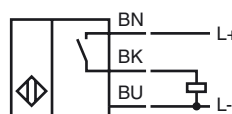
### Approvals and certificates

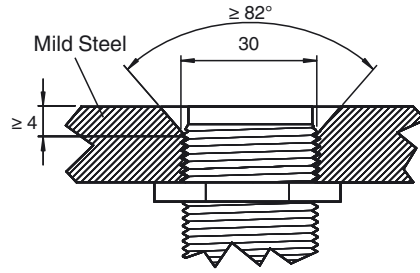
UL approval	cULus Listed, General Purpose
CSA approval	cCSAus Listed, General Purpose
CCC approval	CCC approval / marking not required for products rated $\leq 36$ V

## Dimensions



## Electrical Connection





Sensor face is flush with mounting surface.