
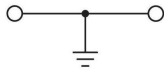



ET35 - Product Details

General Information

Company	Elmex Group
Product Category	Terminal Blocks
Product Group	Ground Terminal Blocks
Connection Method	Screw Connection

Product Data

Product Name	ET35
Product Image	
Line Diagram	
Short Description	Ground modular terminal block - Screw Connection
Full Description	Terminal Type - ET35 , Ground modular terminal block , connection method: Screw connection, number of connections: 2, cross section: 6 mm ² - 35 mm ² , AWG: 8 - 1 , width: 16.5 mm , length: 58 mm , height : 63 mm , mounting type: NS 35/7.5, NS 35/15 , NS 32/15
Approvals	
Standard Colour	Green-Yellow
Colour Variants	Green_Yellow ,

Key Commercial Data

Standard Weight	2.08 Kg
Weight per Piece (excluding packing)	100 g
Packing Unit	20 pc
Minimum Order Quantity	20 pc
GTIN Number	85389000
Country Of Origin	INDIA

Technical Data - General

Number of levels	1
Number of connections	2

Nominal cross section	35 mm ²
Insulating Material	Polyamide 6 , 6
Clamping Material	CRCA
Flammability rating acc. to UL 94	V0/V2
Area of application	
Degree of pollution	3
Overvoltage category	III
Open side panel	No
Result of the test for mechanical stability of terminal points	Test passed
Result of bending test	Test passed
Bending test rotation speed	9
Bending test turns	135
Bending test conductor cross section/weight	6 mm ² / 1.4 kg , 35 mm ² / 6.8 kg
Tensile test result	Test passed
Conductor cross section tensile test	6 mm ²
Tractive force setpoint	80 N
Conductor cross section tensile test	35 mm ²
Tractive force setpoint	190 N
Result of tight fit on support	Test passed
Tight fit on carrier	NS 32/NS 35
Setpoint	10
Result of voltage-drop test	Test passed
Requirements, voltage drop	<=3.2 , <=6.4 mV
Result of temperature-rise test	Test passed
Short circuit stability result	Test passed
Conductor cross section short circuit testing	35 mm ²
Short-time current	4.2 kA

Dimensions

Width	16.5 mm	0.65 inch
Length	58 mm	2.28 inch
Height	63 mm	2.48 inch
Height NS 35/7,5	63.7 mm	2.51 inch
Height NS 35/15	71.2 mm	2.8 inch
Height NS 32/15	68.1 mm	2.68 inch

Connection Data


Screw thread	M6
--------------	----


Stripping length	17 mm
Tightening torque, min	3 Nm
Tightening torque, max	3.3 Nm
Connection in acc. with standard	IEC 60947-7-2
Conductor cross section solid min	6 mm ²
Conductor cross section solid max	35 mm ²
Conductor cross section AWG min, Solid	8
Conductor cross section AWG max, Solid	1
Conductor cross section flexible min	6 mm ²
Conductor cross section flexible max	35 mm ²
Min. AWG conductor cross section, flexible	8
Max. AWG conductor cross section, flexible	1
Conductor cross section flexible, with ferrule without plastic sleeve min	6 mm ²
Conductor cross section flexible, with ferrule without plastic sleeve max	35 mm ²
Conductor cross section flexible, with ferrule with plastic sleeve min	6 mm ²
Conductor cross section flexible, with ferrule with plastic sleeve max	35 mm ²


Approval Details

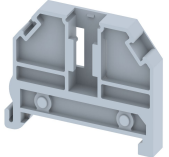
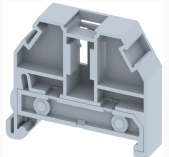
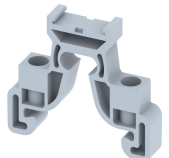


B - UL Wire Min	8 AWG
B - UL Wire Max	1 AWG
B - CSA Wire Min	8 AWG
B - CSA Wire Max	1 AWG
ATEX Cross Section Solid Min.	6 mm ²
ATEX Cross Section Solid Max.	35 mm ²
ATEX Cross Sec. Flexible Min.	6 mm ²
ATEX Cross Sec. Flexible Max.	35 mm ²


Product Accessories



Partition Plate				
KBZF	Height	65.00 mm	2.56 inch	
	Width	1.50 mm	0.06 inch	
	Length	65.00 mm	2.56 inch	


Cover Profile				
PCK3	Height Width Thickness	28.00 mm 58.35 mm 1.00 mm	1.10 inch 2.30 inch 0.04 inch	

Cover Profile Carrier				
UHDD	Height Thickness Length	74.50 mm 1.50 mm 55.82 mm	2.93 inch 0.06 inch 2.20 inch	

End Clamp				
DCKN	Height Width Length	33.00 mm 6.00 mm 43.50 mm	1.30 inch 0.24 inch 1.71 inch	
DCKN10	Height Width Length	33.00 mm 10.00 mm 43.50 mm	1.30 inch 0.39 inch 1.71 inch	
SCKN	Height Width Length	35.50 mm 8.00 mm 50.60 mm	1.40 inch 0.31 inch 1.99 inch	
SCUDD	Height Width Length	50.00 mm 10.00 mm 55.50 mm	1.97 inch 0.39 inch 2.19 inch	
SCUN	Height Width Length	35.50 mm 9.50 mm 50.60 mm	1.40 inch 0.37 inch 1.99 inch	
SCUSL	Height Width Length	41.00 mm 8.00 mm 47.50 mm	1.61 inch 0.31 inch 1.87 inch	

Marker For Terminal Blocks				
LABEL KN12	Width	12.00 mm	0.47 inch	

Marker carriers				
DCKNMLH	Height Width Length	45.50 mm 6.00 mm 43.50 mm	1.79 inch 0.24 inch 1.71 inch	
SCKNMLH	Height Width Length	45.50 mm 8.00 mm 48.00 mm	1.79 inch 0.31 inch 1.89 inch	
SCUNMLH	Height Width Length	53.50 mm 8.00 mm 50.60 mm	2.11 inch 0.31 inch 1.99 inch	

DIN Rail Perforated				
CHKDS	Height Width Thickness	15.00 mm 35.00 mm 1.50 mm	0.59 inch 1.38 inch 0.06 inch	
CHKS	Height Width Thickness	7.50 mm 35.00 mm 1.00 mm	0.30 inch 1.38 inch 0.04 inch	
CHS	Height Width Thickness	15.00 mm 32.00 mm 1.50 mm	0.59 inch 1.26 inch 0.06 inch	

DIN Rail, Unperforated				
CHK	Height Width Thickness	7.50 mm 35.00 mm 1.00 mm	0.30 inch 1.38 inch 0.04 inch	
CHKD	Height Width Thickness	15.00 mm 35.00 mm 1.00 mm	0.59 inch 1.38 inch 0.04 inch	

End Cap				
CHKENDCAP	Height Width Length	14.00 mm 9.00 mm 41.50 mm	0.55 inch 0.35 inch 1.63 inch	