


ETFE / M-ZL & M-ZLA

ETFE insulated cores, based on: MIL-W-22759/18 & /19
Intended for use as internal wiring of equipment

600 V AC

Order reference		Conductor				Finished wire				Electrical	
		Tin Plated Copper (TPC)				ETFE			Weight	DC Resistance	DC Current rating In free air at 40°C
		Size	Stranding	Wire	Core	Tolerance					
Description	Article Number	AWG	mm ²	# x mm	Nom Ø	Nom Ø	Min Ø	Max Ø	Nom g/m	Max Ω/km	Amps
M-ZL 3007	572cc3007	30	0.06	7 x 0.102	0.30	0.61	0.56	0.66	0.90	354	5
M-ZL 2807	572cc2807	28	0.09	7 x 0.127	0.38	0.68	0.63	0.73	1.2	223	6
M-ZL 2619	572cc2619	26	0.16	19 x 0.102	0.48	0.81	0.76	0.86	1.9	131	9
M-ZL 2419	572cc2419	24	0.24	19 x 0.127	0.60	0.91	0.86	0.96	2.8	83.3	12
M-ZL 2219	572cc2219	22	0.38	19 x 0.160	0.76	1.09	1.04	1.14	4.2	52.2	16
M-ZL 2019	572cc2019	20	0.60	19 x 0.203	0.97	1.30	1.25	1.35	6.4	32.0	21
M-ZL 1819	572cc1819	18	0.96	19 x 0.254	1.21	1.55	1.50	1.60	9.7	20.4	28
M-ZL 1619	572cc1619	16	1.23	19 x 0.287	1.36	1.70	1.65	1.75	12	15.8	32
M-ZL 1419	572cc1419	14	1.87	19 x 0.361	1.70	2.06	2.01	2.11	19	10.0	43
M-ZL 1237	572cc1237	12	2.98	37 x 0.320	2.20	2.62	2.57	2.67	31	6.59	58
M-ZL 1037	572cc1037	10	4.65	37 x 0.404	2.77	3.20	3.15	3.25	48	4.13	78



		Silver Plated High Strength Copper Alloy (HSA)				ETFE			Weight	DC Resistance	DC Current rating In free air at 40°C
		Size	Stranding	Wire	Core	Tolerance					
Description	Article Number	AWG	mm ²	# x mm	Nom Ø	Nom Ø	Min Ø	Max Ø	Nom g/m	Max Ω/km	Amps
M-ZLA 2619	574cc2619	26	0.16	19 x 0.102	0.48	0.81	0.76	0.86	1.9	147	9
M-ZLA 2419	574cc2419	24	0.24	19 x 0.127	0.60	0.91	0.86	0.97	2.8	93.1	12
M-ZLA 2219	574cc2219	22	0.38	19 x 0.160	0.76	1.09	1.04	1.14	4.2	57.4	16
M-ZLA 2019	574cc2019	20	0.60	19 x 0.203	0.97	1.30	1.24	1.35	6.4	35.1	21

Core identification: Replace 'cc' in the article number with 2 digits below to select from available colours

00 Black	11 Brown	22 Red	33 Orange	44 Yellow	55 Green	66 Blue	77 Violet	88 Grey	99 White	29 Pink
----------	----------	--------	-----------	-----------	----------	---------	-----------	---------	----------	---------

Marking Not applicable

Characteristics and key properties

		RoHS REACH LVD	Current rating IEC 60287	Fluid resistant Fuel Oil Water	Flame resistant	Smoke free	MBR Fixed = 5x Ø Flexing = 10x Ø
Based on MIL-W-22759/18 MIL-W-22759/19						Temp low -65°C	Temp >20,000 hrs +150°C

DISCLAIMER: This document and its content remain the property of Habia Cable. It may not be used, copied or provided to any other party than the intended recipient, without prior written permission from Habia Cable. The product shown is intended for professional use and is subject to the user's own evaluation for any particular purpose. Information provided indicates nominal, indicative values and cannot be considered a binding representation or warranty for products and their use. Information is considered valid at the time of publication and is subject to change without notice.