



AMP-LATCH | AMP-LATCH Universal Headers

TE Internal #: 2-5102322-9

AMP-LATCH Universal Headers, Ribbon Cable Connectors, Wire-to-Board, 40 Position, 2.54mm [.1in] Centerline, Right Angle, Through Hole - Solder

[View on TE.com >](#)

Connectors > PCB Connectors > Wire-to-Board Connectors > FFC, FPC & Ribbon Connectors > Ribbon Cable Connectors >

AMP-LATCH UNIVERSAL HEADERS



Connector System: **Wire-to-Board**

Number of Positions: **40**

Centerline (Pitch): **2.54 mm [.1 in ]**

PCB Mount Retention: **Without**

PCB Mount Orientation: **Right Angle**

[All AMP-LATCH UNIVERSAL HEADERS \(525\)](#)

**Features**

**Product Type Features**

Connector Type	Header
Ribbon Cable Connector Header Type	Universal Ejection Pin Headers
Connector Mating Latch & Lock Type	Long
Connector Product Type	Connector Assembly
Connector System	Wire-to-Board
Connector & Housing Type	Plug
Connector & Contact Terminates To	Printed Circuit Board

**Configuration Features**

Number of Positions	40
PCB Mount Orientation	Right Angle
Number of Rows	2

**Electrical Characteristics**

Insulation Resistance	5000 MΩ
Operating Voltage	250 VAC

**Body Features**

Connector Profile	Standard
-------------------	----------



### Contact Features

Mating Square Post Dimension	.64 mm[.025 in]
PCB Contact Termination Area Plating Material Thickness	2.54 $\mu$ m[100 $\mu$ in]
Contact Type	Pin
Contact Mating Area Plating Material Thickness	.76 $\mu$ m[30 $\mu$ in]
Contact Mating Area Plating Material	Gold, Gold Flash
Contact Shape & Form	Square
Contact Underplating Material	Nickel
PCB Contact Termination Area Plating Material	Tin
Contact Base Material	Phosphor Bronze
Contact Current Rating (Max)	1 A

### Termination Features

Round Termination Post & Tail Diameter	.64 mm[.025 in]
Termination Post & Tail Length	3.94 mm[.155 in]
Termination Method to Printed Circuit Board	Through Hole - Solder

### Mechanical Attachment

Mating Alignment	With
PCB Mount Alignment	Without
Panel Mount Feature	Without
PCB Mount Retention	Without
Mating Alignment Type	Center, Dual Polarizing Bar
Mating Retention	With
Mating Retention Type	Ejection Latch
Connector Mounting Type	Board Mount

### Housing Features

Housing Material	Glass Filled Nylon/Polyester
Housing Color	Blue
Centerline (Pitch)	2.54 mm[.1 in]

### Dimensions

Shrouded End Dimension	3.81 mm[.15 in]
Connector Length	70.1 mm[2.76 in]
Connector Height	13.94 mm[.548 in]



PCB Thickness (Recommended)	3.18 mm[.125 in]
-----------------------------	------------------

Row-to-Row Spacing	2.54 mm[.1 in]
--------------------	----------------

### Usage Conditions

Housing Temperature Rating	Standard
----------------------------	----------

Operating Temperature Range	-65 – 105 °C[-85 – 221 °F]
-----------------------------	----------------------------

### Operation/Application

Circuit Application	Signal
---------------------	--------

### Industry Standards

UL Flammability Rating	UL 94V-0
------------------------	----------

### Packaging Features

Packaging Quantity	16
--------------------	----

Packaging Method	Package
------------------	---------

### Other

Comment	Mates with Receptacles
---------	------------------------

## Product Compliance

[For compliance documentation, visit the product page on TE.com>](#)

EU RoHS Directive 2011/65/EU	Compliant
------------------------------	-----------

EU ELV Directive 2000/53/EC	Compliant
-----------------------------	-----------

China RoHS 2 Directive MIIT Order No 32, 2016	No Restricted Materials Above Threshold
---	---

EU REACH Regulation (EC) No. 1907/2006	Current ECHA Candidate List: JAN 2021 (211) Candidate List Declared Against: JAN 2021 (211) Does not contain REACH SVHC
--	---

Halogen Content	Not Low Halogen - contains Br or Cl > 900 ppm.
-----------------	--

Solder Process Capability	Wave solder capable to 265°C
---------------------------	------------------------------

#### Product Compliance Disclaimer

This information is provided based on reasonable inquiry of our suppliers and represents our current actual knowledge based on the information they provided. This information is subject to change. The part numbers that TE has identified as EU RoHS compliant have a maximum concentration of 0.1% by weight in homogenous materials for lead, hexavalent chromium, mercury, PBB, PBDE, DBP, BBP, DEHP, DIBP, and 0.01% for cadmium, or qualify for an exemption to these limits as defined in the Annexes of Directive 2011/65/EU (RoHS2). Finished electrical and electronic equipment products will be CE marked as required by Directive 2011/65/EU. Components may not be CE marked. Additionally, the part numbers that TE has identified as EU ELV compliant have a maximum concentration of 0.1% by weight in homogenous materials for lead, hexavalent chromium, and mercury, and 0.01% for cadmium, or qualify for an exemption to these limits as defined in the Annexes of Directive 2000/53/EC (ELV). Regarding the REACH Regulation, the information TE provides

on SVHC in articles for this part number is based on the latest European Chemicals Agency (ECHA) 'Guidance on requirements for substances in articles' posted at this URL: <https://echa.europa.eu/guidance-documents/guidance-on-reach>

## Compatible Parts



TE Part # CAT-AM71-A8502  
Bus Connector: Strain Relief, ATA



TE Part # 1-1658527-3  
622-4041LF FEM SOCKET, LEAD FREE



TE Part # 1658622-9  
40 NOVO MIL/CTR 30DP, LEAD FREE



TE Part # 1658620-9  
40 NOVO MIL 15DP, LEAD FREE



TE Part # 1658621-9  
40 NOVO MIL/CTR 15DP, LEAD FREE



TE Part # 1658623-9  
40 NOVO MIL 30DP, LEAD FREE



TE Part # 2-1658526-0  
609-4030LF FEM SOCKET, LEAD FREE



TE Part # 2-1658526-1  
609-4041LF FEM SOCKET, LEAD FREE



TE Part # 1-1658528-9  
636-4041LF=FEM SKT BLD POL S/R



TE Part # CAT-AM71-A85022  
Female Socket Connectors: Strain Relief




TE Part # 1-1658527-2  
622-4030LF FEM SOCKET, LEAD FREE




TE Part # 1658624-9  
40 NOVO DUAL 30DP, LEAD FREE

## Also in the Series | AMP-LATCH Universal Headers



Ribbon Cable Connectors(525)



Ribbon Connector Accessories(14)

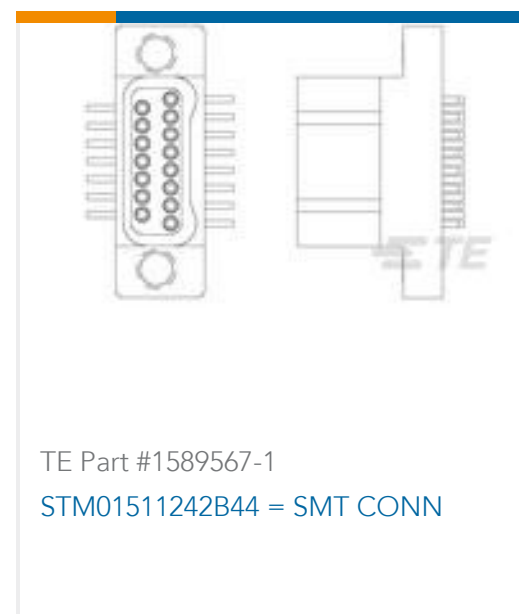
## Customers Also Bought



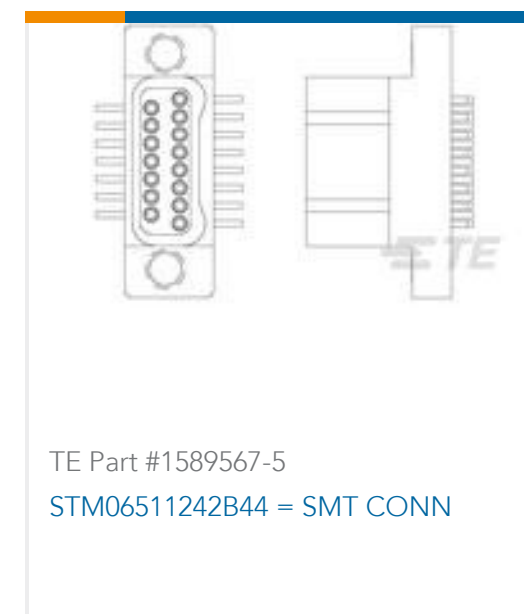
TE Part #1622838-1  
CRG0603 1% 12K



TE Part #103669-4  
05 MTE HDR SRST LATCH W/HLDWN



TE Part #1589567-1  
STM01511242B44 = SMT CONN



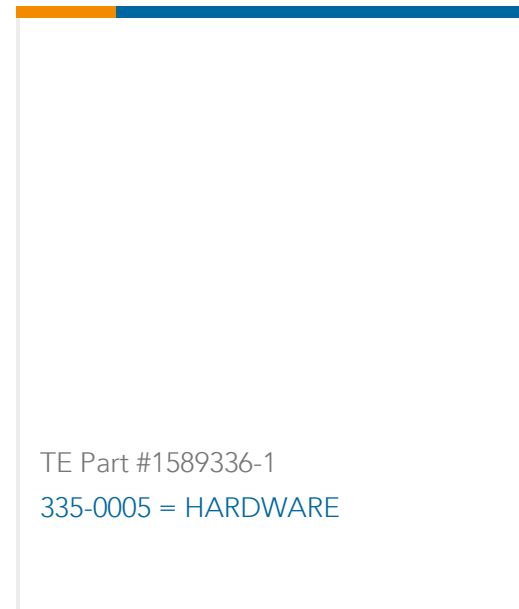
TE Part #1589567-5  
STM06511242B44 = SMT CONN



TE Part #1571983-9  
GDH06STR04=DIP SWITCH



TE Part #1-796636-4  
14POS 5.08MM CE VRT HDR,TRM BK




TE Part #1589336-1  
335-0005 = HARDWARE



TE Part #YACT24MC35PNC00100  
JAM NUT RECEPTACLE



TE Part #1589071-7  
CX040SC2RG024N = COAX



TE Part #1589700-5  
SSM025B2H = SMT CONN

## Documents

### Product Drawings

[A/L UNIV HDR 40P RA LG LAT BLUE](#)

English

### CAD Files

[3D PDF](#)

[3D](#)

[Customer View Model](#)

[ENG\\_CVM\\_CVM\\_2-5102322-9\\_C.2d\\_dxf.zip](#)

English

[Customer View Model](#)

[ENG\\_CVM\\_CVM\\_2-5102322-9\\_C.3d\\_igs.zip](#)

English

[Customer View Model](#)

[ENG\\_CVM\\_CVM\\_2-5102322-9\\_C.3d\\_stp.zip](#)

English

By downloading the CAD file I accept and agree to the [Terms and Conditions](#) of use.

### Product Specifications



[Product Specification](#)

English

---

[Agency Approvals](#)

[UL Report](#)

English