



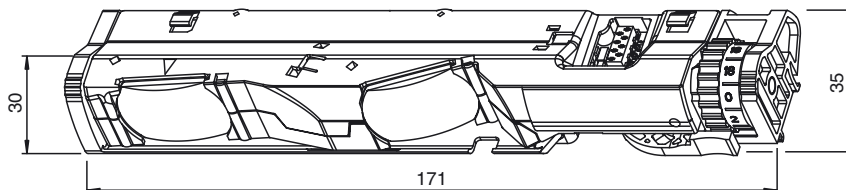
Model Number

DoorScan-T
Sensor module, emitter

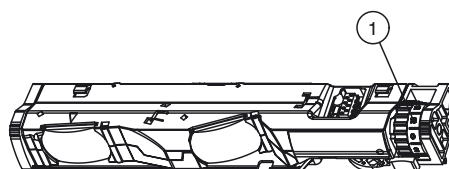
Features

- Sensor module for configurable Door-Scan® presence sensor
- Emitter module (E)
- Adjustment options for detection field and angle of inclination
- Tool-free module mounting using snap-in mechanism

Dimensions



Indicators/operating means



1 Inclination angle adjustment

Release date: 2016-12-06 15:13 Date of issue: 2016-12-06 299668_eng.xml

Refer to "General Notes Relating to Pepperl+Fuchs Product Information".

Pepperl+Fuchs Group
www.pepperl-fuchs.com

USA: +1 330 486 0001
fa-info@us.pepperl-fuchs.com

Germany: +49 621 776 4411
fa-info@de.pepperl-fuchs.com

Singapore: +65 6779 9091
fa-info@sg.pepperl-fuchs.com

Technical data

General specifications

Detection range min.	0 ... 1500 mm
Detection range max.	0 ... 3500 mm
Light source	IREL
Light type	modulated infrared light
Black/White difference (6%/90%)	< 2 % at 2000 mm sensor range
Operating mode	Background evaluation
Diameter of the light spot	8 cm at 2000 mm sensor range

Functional safety related parameters

Safety Integrity Level (SIL)	SIL 2
Performance level (PL)	PL d
Category	Cat. 2
MTTF _d	864 a
Mission Time (T _M)	20 a
Diagnostic Coverage (DC)	90 %

Electrical specifications

No-load supply current	I ₀	30 mA
------------------------	----------------	-------

Ambient conditions

Ambient temperature	-30 ... 60 °C (-22 ... 140 °F)
---------------------	--------------------------------

Mechanical specifications

Mounting height	max. 3500 mm
Degree of protection	IP54 (iwhen mounted)
Material	
Optical face	PC (Polycarbonate)
Mass	approx. 55 g

Compliance with standards and directives

Directive conformity	
Machinery Directive 2006/42/EC	EN 12978:2003+A1:2009 EN ISO 13849-1:2008 + AC:2009 EN 16005:2012 Chapter 4.6.8
EMC Directive 2004/108/EC	EN 61000-6-2:2005 EN 61000-6-3:2007+A1:2011
Standard conformity	
Standards	EN 61508-1:2010 DIN 18650-1:2010 Chapter 5.7.4 BS 7036-1:1996 Chapter 7.3.2 BS 7036-2:1996 Chapter 8.1

Approvals and certificates

CCC approval	CCC approval / marking not required for products rated ≤36 V
--------------	--------------------------------------------------------------

Accessories

DoorScan Connection Cable 5p

Connecting cable with 5 plug-in connections for DoorScan®-I/-T/-R modules

DoorScan Adapter

Adapter module for installation in the DoorScan® and TopScan sensor profile, multifunction interface module

DoorScan Cable Adapter

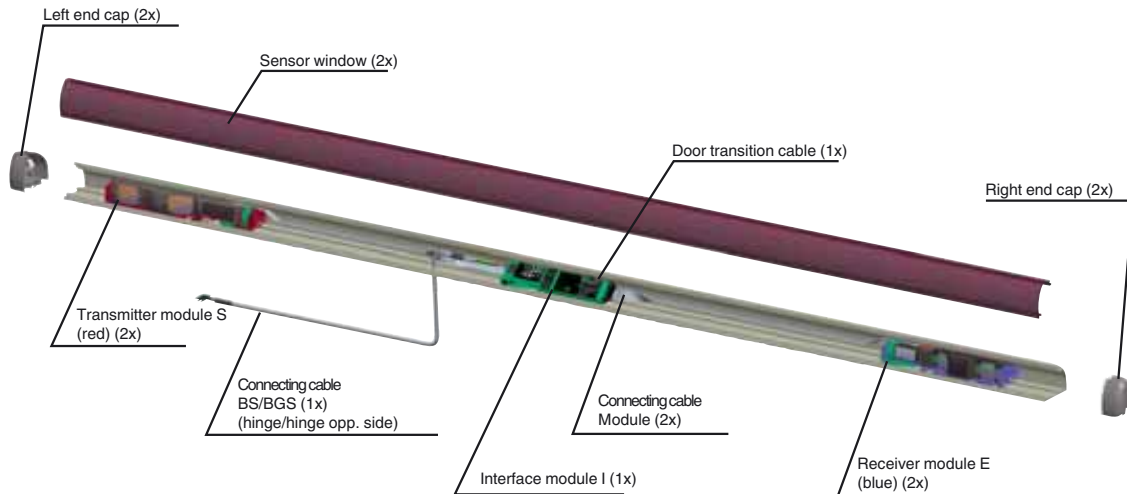
Adapter module for installation in the DoorScan® sensor profile, multifunction interface module

Other suitable accessories can be found at www.pepperl-fuchs.com

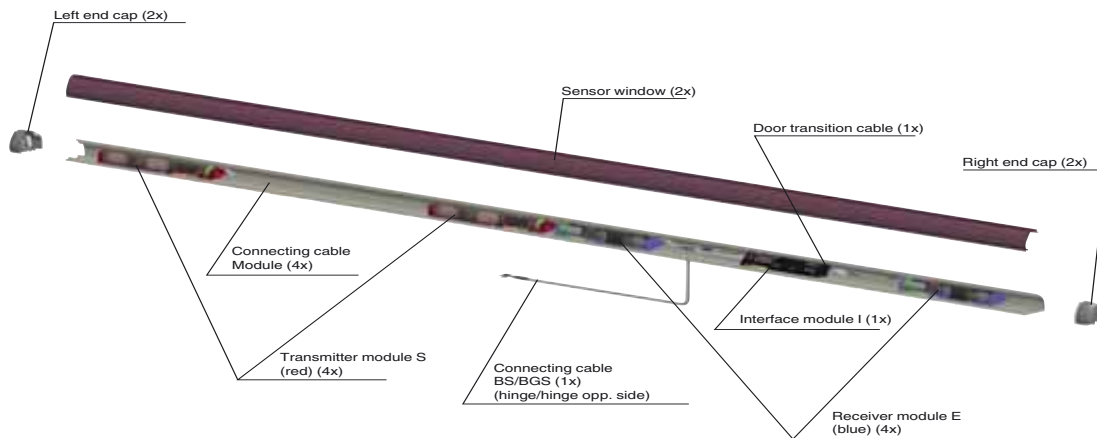
Release date: 2016-12-06 15:13 Date of issue: 2016-12-06 299668_eng.xml

Additional Information

Layout of the sensor system for a door with one emitter and one receiver (hinge side/leading edge side)



Layout of the sensor system for a door with two emitters and two receivers (hinge side/leading edge side)



Release date: 2016-12-06 15:13 Date of issue: 2016-12-06 299668_eng.xml

Refer to "General Notes Relating to Pepperl+Fuchs Product Information".

Pepperl+Fuchs Group
www.pepperl-fuchs.com

USA: +1 330 486 0001
fa-info@us.pepperl-fuchs.com

Germany: +49 621 776 4411
fa-info@de.pepperl-fuchs.com

Singapore: +65 6779 9091
fa-info@sg.pepperl-fuchs.com