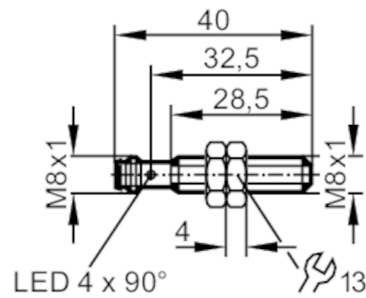


IE5349



Inductive sensor

IEBC003BBSKG/AS



Product characteristics

Electrical design		PNP/NPN
Output function		normally closed
Sensing range	[mm]	3
Housing		threaded type
Dimensions	[mm]	M8 x 1 / L = 40

Electrical data

Operating voltage	[V]	10...30 DC; (to PELV)
Current consumption	[mA]	< 15
Protection class		III
Reverse polarity protection		yes

Outputs

Electrical design		PNP/NPN
Output function		normally closed
Max. voltage drop switching output DC	[V]	3.5
Minimum load current	[mA]	2; (only in 2-wire operation)
Max. leakage current	[mA]	0.5; (only in 3-wire operation)
Permanent current rating of switching output DC	[mA]	100
Switching frequency DC	[Hz]	800
Short-circuit protection		yes
Type of short-circuit protection		pulsed
Overload protection		yes

Detection zone

Sensing range	[mm]	3
Operating distance	[mm]	0...2.4

Accuracy / deviations


Correction factor		steel: 1 / stainless steel: 0.7 / brass: 0.5 / aluminium: 0.4 / copper: 0.3
Hysteresis	[% of Sr]	1...20

IE5349



Inductive sensor

IEBC003BBSKG/AS

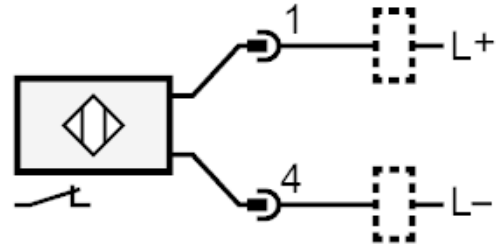
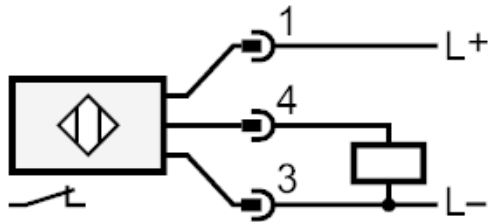
Operating conditions		
Ambient temperature	[°C]	0...60
Protection		IP 65; IP 67; (with ifm socket duly screwed on)
Tests / approvals		
EMC	EN 60947-5-2	
	EN 61000-4-2 ESD	4 kV CD / 8 kV AD
	EN 61000-4-3 HF radiated	10 V/m
	EN 61000-4-4 Burst	2 kV
	EN 61000-4-5 Surge	0,5 kV line to line, Ri: 2 Ohm
	EN 61000-4-6 HF conducted	10 V
	EN 55011	class B
MTTF	[years]	2046
UL approval	Ta	-25...80 °C
	Enclosure type	Type 1
	voltage supply	Class 2
	File number UL	E174191
Mechanical data		
Weight	[g]	28
Housing		threaded type
Mounting		flush mountable
Dimensions	[mm]	M8 x 1 / L = 40
Thread designation		M8 x 1
Materials		brass special coating; sensing face: LCP orange; lock nuts: brass
Tightening torque	[Nm]	A = 5 mm: ≤ 1 Nm; B: ≤ 2 Nm
Displays / operating elements		
Display	switching status	4 x 90° LED, yellow
Accessories		
Accessories (supplied)		lock nuts: 2
Remarks		
Pack quantity		1 pcs.
Electrical connection - plug		
Connector: 1 x M8		
		

IE5349



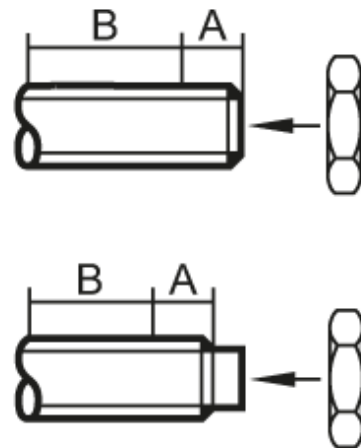
Inductive sensor

IEBC003BBSKG/AS



Diagrams and graphs

Installation



Tightening
torque

A (5 mm): $\leq 1 \text{ Nm}$

B: $\leq 2 \text{ Nm}$