


177008

# BW Series

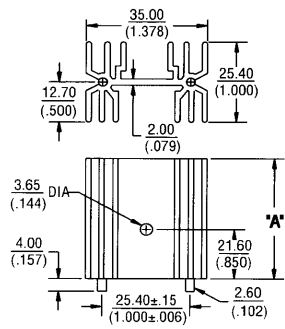
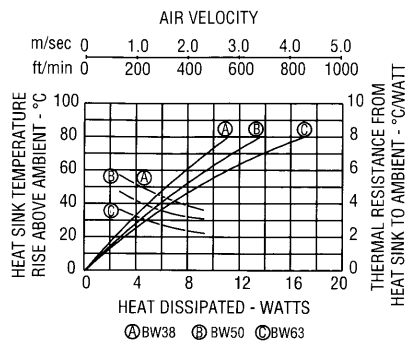


Model	Dim. A mm (inches)	Hole	$R_{\theta}$ (°C/W)
BW38-2	38.00 (1.496)	No	7.3
BW38-4	38.00 (1.496)	Yes	7.3
BW50-2	50.00 (1.969)	No	5.9

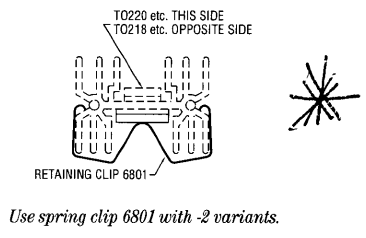
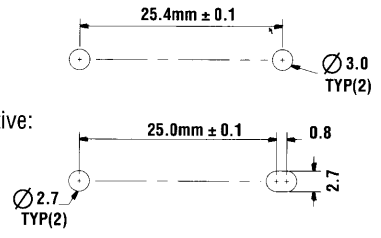
Model	Dim. A mm (inches)	Hole	$R_{\theta}$ (°C/W)
BW50-4	50.00 (1.969)	Yes	5.9
BW63-2	63.00 (2.480)	No	4.7
BW63-4	63.00 (2.480)	Yes	4.7



▲ BW63-4



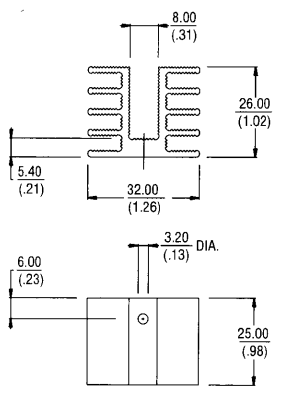
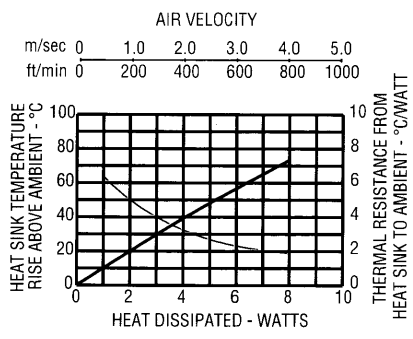

### Recommended PCB Hole Layout:



# ML32



Model	$R_{\theta}$ (°C/W)
ML32	9.0



UNIVERSAL HEAT SINKS