

5-747904-2 ✓ ACTIVE

AMPLIMITE

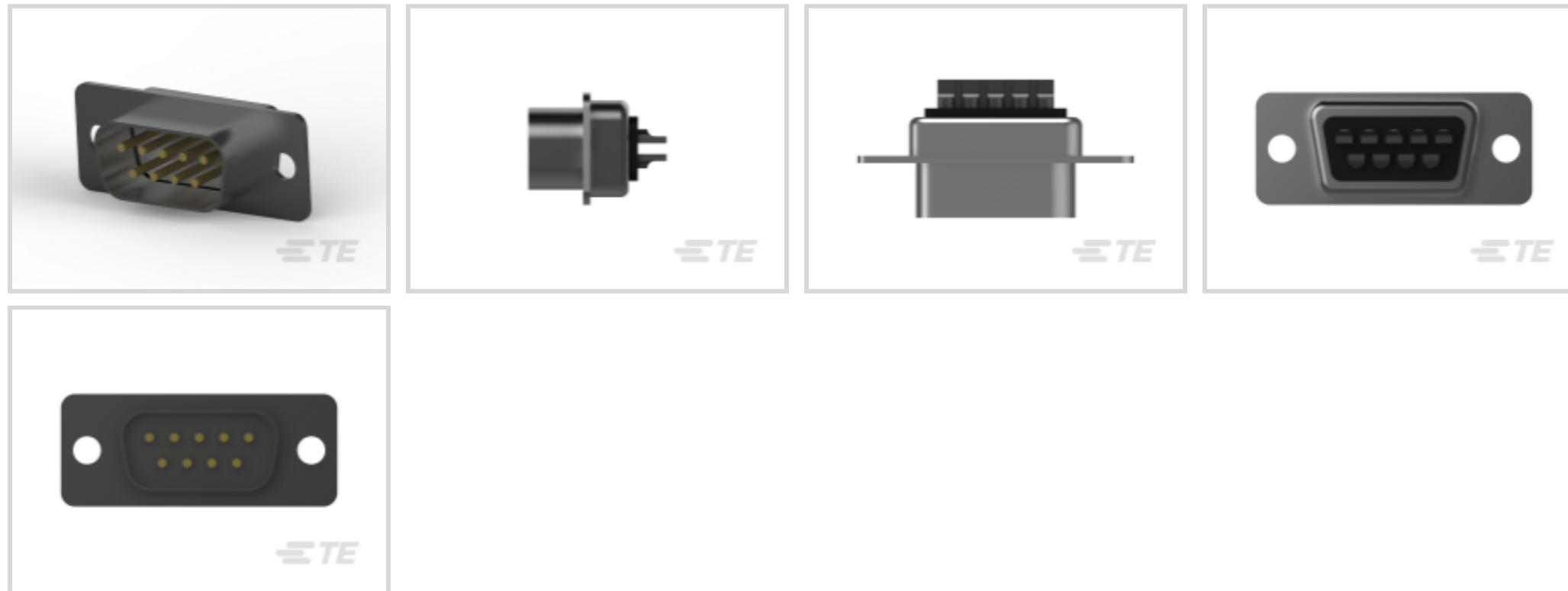
TE Internal #: 5-747904-2

Solder D-Sub Connectors, Plug, Cable-to-Board, 9 Position, Size 20, Size 1, Shielded, Mating Retention, .11 in [2.77 mm] Centerline

[View on TE.com >](#)



Connectors > D-Shaped Connectors > D-Sub Connectors > Solder D-Sub Connectors



Connector & Housing Type: **Plug**

Connector System: **Cable-to-Board**

Number of Positions: **9**

D-Sub Contact Size: **20**

D-Sub Shell Size: **1**

Features

Product Type Features

Grade	Standard
Grounding Indents	With
Product Type	Connector
Shell Type	Full Metal Shell
Connector & Housing Type	Plug
Connector System	Cable-to-Board
D-Sub Shell Size	1
Sealable	No
Connector & Contact Terminates To	Printed Circuit Board

Configuration Features

Preloaded	Yes
Number of Positions	9

Body Features

Shell Material	Steel
----------------	-------



Color	Black
-------	-------

Insert Material	Thermoplastic
-----------------	---------------

Shell Plating Material	Tin
------------------------	-----

Contact Features

Contact Type	Pin
--------------	-----

	.8 μ in
--	-------------

Contact Mating Area Plating Material	Gold Flash
--------------------------------------	------------

Contact Underplating Material	Nickel
-------------------------------	--------

PCB Contact Termination Area Plating Material	Tin-Copper
---	------------

Contact Base Material	Phosphor Bronze
-----------------------	-----------------

D-Sub Contact Size	20
--------------------	----

Contact Current Rating (Max)	3 A
------------------------------	-----

Termination Features

Termination Method to Wire & Cable	Solder
------------------------------------	--------

Mechanical Attachment

Mounting Angle	Straight
----------------	----------

PCB Mount Retention Type	None
--------------------------	------

Mating Retention	With
------------------	------

Mating Retention Type	Mounting Holes
-----------------------	----------------

Connector Mounting Type	Board Mount
-------------------------	-------------

Housing Features

Enclosure	Without
-----------	---------

Centerline (Pitch)	2.77 mm [.11 in]
--------------------	------------------

Dimensions

Wire Size	.5 – .6 mm ²
-----------	-------------------------

Usage Conditions

Operating Temperature Range	-55 – 105 °C [-67 – 221 °F]
-----------------------------	-----------------------------

Operation/Application

Shielded	Yes
----------	-----

Circuit Application	Signal
---------------------	--------

Industry Standards

Insert Flammability Rating	UL 94V-0
----------------------------	----------



UL Flammability Rating UL 94V-0

Packaging Features

Packaging Method Tray

Product Compliance

[For compliance documentation, visit the product page on TE.com>](#)

EU RoHS Directive 2011/65/EU Compliant

EU ELV Directive 2000/53/EC Compliant

China RoHS 2 Directive MIIT Order No 32, 2016 No Restricted Materials Above Threshold

EU REACH Regulation (EC) No. 1907/2006 Current ECHA Candidate List: JUNE 2022 (224)
Candidate List Declared Against: JUNE 2022 (224)
Does not contain REACH SVHC

Halogen Content Not Low Halogen - contains Br or Cl > 900 ppm.

Solder Process Capability Hand solderable with lead free solder


Product Compliance Disclaimer

This information is provided based on reasonable inquiry of our suppliers and represents our current actual knowledge based on the information they provided. This information is subject to change. The part numbers that TE has identified as EU RoHS compliant have a maximum concentration of 0.1% by weight in homogenous materials for lead, hexavalent chromium, mercury, PBB, PBDE, DBP, BBP, DEHP, DIBP, and 0.01% for cadmium, or qualify for an exemption to these limits as defined in the Annexes of Directive 2011/65/EU (RoHS2). Finished electrical and electronic equipment products will be CE marked as required by Directive 2011/65/EU. Components may not be CE marked. Additionally, the part numbers that TE has identified as EU ELV compliant have a maximum concentration of 0.1% by weight in homogenous materials for lead, hexavalent chromium, and mercury, and 0.01% for cadmium, or qualify for an exemption to these limits as defined in the Annexes of Directive 2000/53/EC (ELV). Regarding the REACH Regulation, the information TE provides on SVHC in articles for this part number is based on the latest European Chemicals Agency (ECHA) 'Guidance on requirements for substances in articles' posted at this URL: <https://echa.europa.eu/guidance-documents/guidance-on-reach>

Compatible Parts



Customers Also Bought



TE Part #281783-4
PLUG HE14 IDC 180 4 P AWG 26-24



TE Part #5-747913-2
25 Rcpt Solder Cup, Gold Flash



TE Part #5-747908-2
15 Plug Solder Cup, Gold Flash



TE Part #5-747909-2
15 Rcpt Solder Cup, Gold Flash




TE Part #4-1393249-2
W58-XC4C12A-2=W58



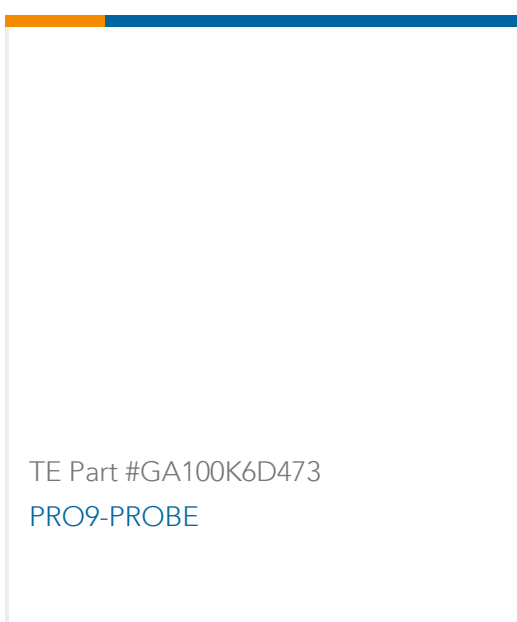
TE Part #4-1393249-5
W58-XC4C12A-3=W58



TE Part #F41698-000
HW-508127-5-9



TE Part #4-1879692-9
H8 31R6 0.1% 100PPM



TE Part #GA100K6D473
PRO9-PROBE

Documents

Product Drawings

9 Plug Solder Cup, Gold Flash,

English

CAD Files

3D PDF

3D

Customer View Model

[ENG_CVM_CVM_5-747904-2_V_c-5-747904-2-v.2d_dxf.zip](#)

English

Customer View Model

[ENG_CVM_CVM_5-747904-2_V_c-5-747904-2-v.3d_igs.zip](#)

English

Customer View Model

[ENG_CVM_CVM_5-747904-2_V_c-5-747904-2-v.3d_stp.zip](#)

English

By downloading the CAD file I accept and agree to the [Terms and Conditions](#) of use.

Datasheets & Catalog Pages



[AMPLIMITE Subminiature D Connectors - Cable Connectors](#)

English

[AMPLIMITE Cable Connectors and Shielding Hardware Kits QRG](#)

English

[Product Specifications](#)

[Product Specification](#)

English

[Product Environmental Compliance](#)

[MD_5-747904-2_11062018735_dmtec](#)

English

[MD_5-747904-2_11062018735_dmtec](#)

English

[Instruction Sheets](#)

[Instruction Sheet \(U.S.\)](#)

English

[Agency Approvals](#)

[UL Report](#)

English

[UL Report](#)

English