

Kleinstsicherung, 8.5 mm, Träge T, 250 VAC, 63 VDC



IEC 60127-3 · 250VAC · Träge T



Beschreibung

- Direkt lötlbar auf Leiterplatte
- Tiefes Ausschaltvermögen

Standards

- IEC 60127-3/4
- UL 248-14
- CSA C22.2 no. 248.14

Zulassungen

- VDE Ausweisnummer: 40002080
- UL Ausweisnummer: E41599
- CSA Ausweisnummer: 51172

Anwendungen

- Primärschutz auf Leiterplatten
- Netzadapter für z.B. Laptops
- SMPS (Switching Mode Power Supply) für TV's und DVD's

Referenzen

[Verpackungsdetails](#)


Zugehöriger Sicherungshalter [FMS \(250V\)](#)

Sortimentskasten [Sortimentskasten Microfuse](#)

Weblinks

[pdf-Datenblatt](#), [html-Datenblatt](#), [Allgemeine Produktinformationen](#), [Zulassungen](#), [CE-Konformitätserklärung](#), [RoHS](#), [CHINA-RoHS](#), [REACH](#), [e-Shop](#), [SCHURTER-Stock-Check](#), [Distributor-Stock-Check](#), [Detailanfrage zu Typ](#)

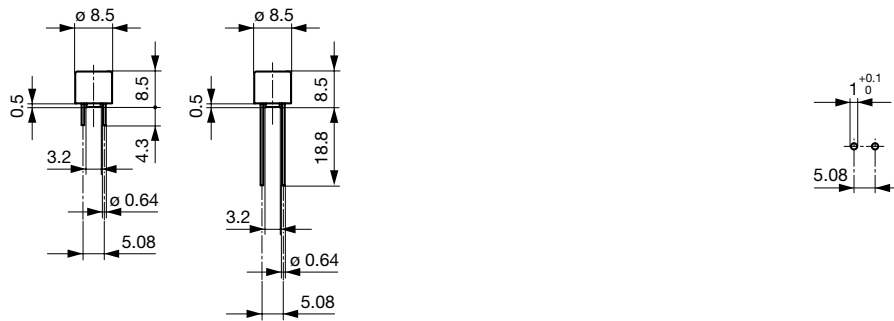
Technische Daten

Nennspannung	250VAC, 63 VDC
Nennstrom	0.05 - 6.3A
Ausschaltvermögen	35A - 63A
Charakteristik	Träge T
Montage	Leiterplatte,THT
Zulässige Umgebungstemp.	-55 °C bis 125 °C
Klimakategorie	55/125/21 gemäss IEC 60068-1
Material: Gehäuse	Thermoplast, UL 94V-0
Material: Anschlüsse	Kupfer, verzinkt
Einzelgewicht	0.53 g
Lagerbedingungen	0 °C bis 40 °C, max. 70% r.F.
Stempelung	 Typ, Strom, Nennspannung, Charakteristik, Prüfzeichen

Lötverfahren	Welle, Hand
Lötbarkeit	235 °C / 2 sec nach IEC 60068-2-20, Test Ta
Lötwärmebeständigkeit	260 °C / 10 sec nach IEC 60068-2-20, Test Tb
Stromfestigkeit	nach EIA/IS-722, Test 4.3.3
Nässe-/Widerstandstest	MIL-STD-202, Methode 106E (50 Zyklen in Wärmekammer)
Festigkeit der Anschlüsse	Zugbelastung min. 9 N (nach EIA/IS-722, Test 4.5.1)
Gehäusewiderstand	nach EIA/IS-722, Test 4.7 >100 MΩ (zw. Anschlüssen und Körper)
Mechanischer Schock	MIL-STD-202, Methode 213B (Schock 50 g, halbe Sinus-Welle, 11 ms)
Hochfrequente Vibration	Schock 20 gn,20 min,10-2 kHz,12 Zyk. (nach EIA/IS-722, Test 4.10)
Widerstandsfähigkeit gegen Lösungsmittel	MIL-STD-202, Methode 215A
Entflammbarkeit	UL 94V-0 (nach EIA/IS-722, Test 4.12)

Abmessung

8.5 mm

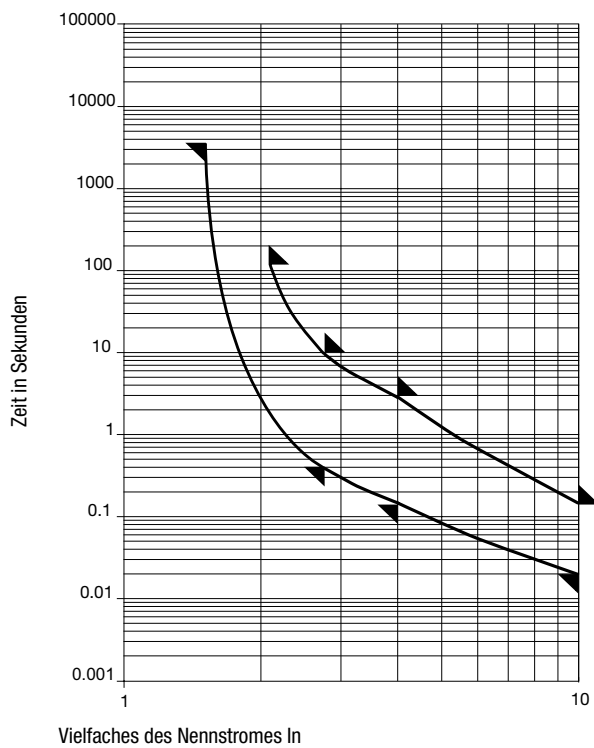


Bohrplan







Schmelzzeiten






Nennstrom I _n	1.5 x I _n min.	2.1 x I _n max.	2.75 x I _n min.	2.75 x I _n max.	4.0 x I _n min.	4.0 x I _n max.	10.0 x I _n min.	10.0 x I _n max.
0.05 A - 6.3 A	60 min	120 s	400 ms	10 s	150 ms	3 s	20 ms	150 ms

Zeit-Strom-Kennlinien



Alle Varianten

Nennstrom [A]	Nennspannung [VAC]	Aus-schaltver-mögen	Spannungsab-fall 1.0 in max. [mV]	Spannungsab-fall 1.0 in typ. [mV]	Verlustlei-stung 1.5 I _n max. [mW]	Schmelz-in-tegral 10.0 Intyp. [A ² s]							S	L	T	Bestell-Nummer
0.05	250	1)	550	415	155	0.03	●	●	●	●	●	●				0034.6602
0.063	250	1)	480	420	160	0.05	●	●	●	●	●	●				0034.6603
0.08	250	1)	400	360	165	0.06	●	●	●	●	●	●				0034.6604
0.1	250	1)	350	320	170	0.08	●	●	●	●	●	●				0034.6605
0.125	250	1)	300	270	180	0.12	●	●	●	●	●	●				0034.6606
0.16	250	1)	280	190	190	0.24	●	●	●	●	●	●				0034.6607
0.2	250	1)	260	150	200	0.35	●	●	●	●	●	●				0034.6608
0.25	250	1)	240	120	220	0.6	●	●	●	●	●	●				0034.6609
0.315	250	1)	220	120	250	0.8	●	●	●	●	●	●				0034.6610
0.4	250	1)	200	110	280	1.1	●	●	●	●	●	●				0034.6611
0.5	250	1)	190	100	310	2.5	●	●	●	●	●	●				0034.6612
0.63	250	1)	180	90	360	4	●	●	●	●	●	●				0034.6613
0.8	250	1)	160	80	430	8	●	●	●	●	●	●				0034.6614
1	250	1)	140	70	500	12	●	●	●	●	●	●				0034.6615
1.25	250	1)	130	70	600	15	●	●	●	●	●	●				0034.6616
1.6	250	1)	120	60	730	30	●	●	●	●	●	●				0034.6617
2	250	1)	100	60	870	34	●	●	●	●	●	●				0034.6618
2.5	250	1)	100	50	1000	55	●	●	●	●	●	●				0034.6619
3.15	250	1)	100	50	1200	76	●	●	●	●	●	●				0034.6620
4	250	2)	100	50	1400	80	●	●	●	●	●	●				0034.6621
5	250	3)	-	50	-	230	●	●	●	●	●	●				0034.6622
6.3	250	3)	-	45	-	360	●	●	●	●	●	●				0034.6623
0.05	250	1)	550	415	155	0.03	●	●	●	●	●	●				0034.6702
0.063	250	1)	480	420	160	0.05	●	●	●	●	●	●				0034.6703
0.08	250	1)	400	360	165	0.06	●	●	●	●	●	●				0034.6704
0.1	250	1)	350	320	170	0.08	●	●	●	●	●	●				0034.6705
0.125	250	1)	300	270	180	0.12	●	●	●	●	●	●				0034.6706
0.16	250	1)	280	190	190	0.24	●	●	●	●	●	●				0034.6707
0.2	250	1)	260	150	200	0.35	●	●	●	●	●	●				0034.6708
0.25	250	1)	240	120	220	0.6	●	●	●	●	●	●				0034.6709
0.315	250	1)	220	120	250	0.8	●	●	●	●	●	●				0034.6710
0.4	250	1)	200	110	280	1.1	●	●	●	●	●	●				0034.6711
0.5	250	1)	190	100	310	2.5	●	●	●	●	●	●				0034.6712
0.63	250	1)	180	90	360	4	●	●	●	●	●	●				0034.6713
0.8	250	1)	160	80	430	8	●	●	●	●	●	●				0034.6714
1	250	1)	140	70	500	12	●	●	●	●	●	●				0034.6715
1.25	250	1)	130	70	600	15	●	●	●	●	●	●				0034.6716
1.6	250	1)	120	60	730	30	●	●	●	●	●	●				0034.6717
2	250	1)	100	60	870	34	●	●	●	●	●	●				0034.6718
2.5	250	1)	100	50	1000	55	●	●	●	●	●	●				0034.6719
3.15	250	1)	100	50	1200	76	●	●	●	●	●	●				0034.6720
4	250	2)	100	50	1400	80	●	●	●	●	●	●				0034.6721
5	250	3)	-	50	-	230	●	●	●	●	●	●				0034.6722
6.3	250	3)	-	45	-	360	●	●	●	●	●	●				0034.6723
0.05	250	1)	550	415	155	0.03	●	●	●	●	●	●				0034.6802
0.063	250	1)	480	420	160	0.05	●	●	●	●	●	●				0034.6803
0.08	250	1)	400	360	165	0.06	●	●	●	●	●	●				0034.6804
0.1	250	1)	350	320	170	0.08	●	●	●	●	●	●				0034.6805
0.125	250	1)	300	270	180	0.12	●	●	●	●	●	●				0034.6806
0.16	250	1)	280	190	190	0.24	●	●	●	●	●	●				0034.6807
0.2	250	1)	260	150	200	0.35	●	●	●	●	●	●				0034.6808
0.25	250	1)	240	120	220	0.6	●	●	●	●	●	●				0034.6809
0.315	250	1)	220	120	250	0.8	●	●	●	●	●	●				0034.6810

Nennstrom [A]	Nennspannung [VAC]	Ausschaltvermögen	Spannungsabfall 1.0 I _n max. [mV]	Spannungsabfall 1.0 I _n typ. [mV]	Verlustleistung 1.5 I _n max. [mW]	Schmelzintegral 10.0 Intyp. [A²s]	    	S	L	T	Bestell-Nummer	
0.4	250	1)	200	110	280	1.1	●	●	●	●	●	0034.6811
0.5	250	1)	190	100	310	2.5	●	●	●	●	●	0034.6812
0.63	250	1)	180	90	360	4	●	●	●	●	●	0034.6813
0.8	250	1)	160	80	430	8	●	●	●	●	●	0034.6814
1	250	1)	140	70	500	12	●	●	●	●	●	0034.6815
1.25	250	1)	130	70	600	15	●	●	●	●	●	0034.6816
1.6	250	1)	120	60	730	30	●	●	●	●	●	0034.6817
2	250	1)	100	60	870	34	●	●	●	●	●	0034.6818
2.5	250	1)	100	50	1000	55	●	●	●	●	●	0034.6819
3.15	250	1)	100	50	1200	76	●	●	●	●	●	0034.6820
4	250	2)	100	50	1400	80	●	●	●	●	●	0034.6821
5	250	3)	-	50	-	230	●	●	●	●	●	0034.6822
6.3	250	3)	-	45	-	360	●	●	●	●	●	0034.6823

■ Oft verkauft.

Sie können die Verfügbarkeit all unserer Produkte in Echtzeit prüfen: <http://www.schurter.com/de/Stock-Check/Produktverfuegbarkeit-SCHURTER>

- 1) IEC: 35 A @ 250 VAC
- 1) UL: 35 A @ 250 VAC / 50 A @ 63 VDC
- 2) IEC: 10 In @ 250 VAC
- 2) UL: 10 In @ 250 VAC / 50 A @ 63 VDC
- 3) IEC: 10 In @ 250 VAC
- 3) UL: 10 In @ 250 VAC / 10 In @ 63 VDC

Verpackungseinheit S = Plastiktüte (100 St.)
L = Kartonschachtel (100 St.)
T = Gegurtet 36 cm Spule (750 St.)