| REV. | DATE | ECR NO. | DESCRIPTION |
|---|---|---|---|
| NC | 01/25/99 | – | INITIAL RELEASE |
| A | 07/20/05 | – | UPDATE DRAWING FORMAT |
| B | 05/08/07 | – | REVISE BARREL AND FERRULE DIMENSIONS |
| C | 05/25/08 | – | REVISE NOTE 1 TO .151" HEX, REMOVE NOTE 2. |
| D | 11/11/08 | – | ADD NOTE 2 "CONTACT PIN TO SOLDER" |

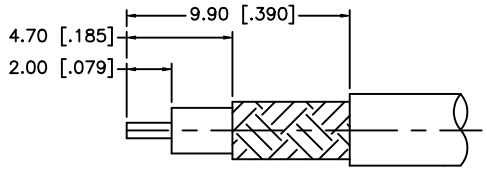


RECOMMENDED
CABLE STRIPPING DIM'S

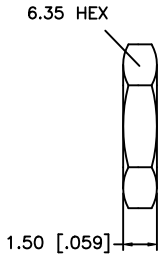


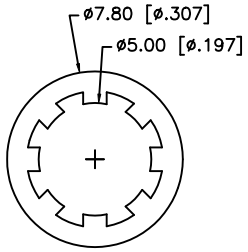


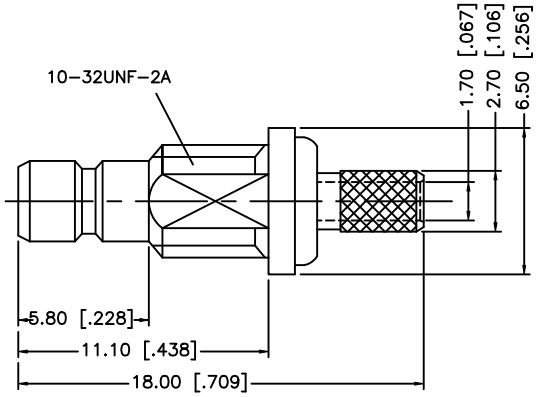


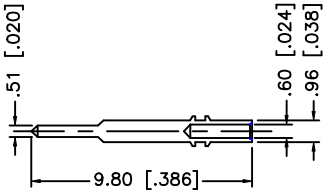


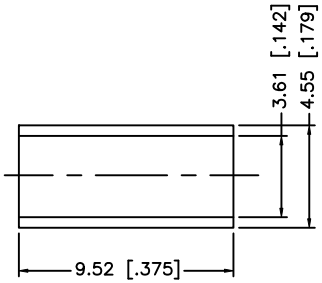


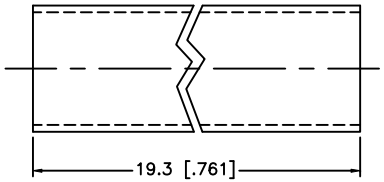


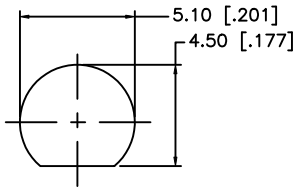


RECOMMENDED
MOUNTING HOLE

NOTE:

1. CRIMPED FERRULE HEX CRIMP SIZE .151"
2. CONTACT PIN TO SOLDER.
3. MAX. PANEL THICKNESS = 2.4mm

| | DESCRIPTION | MATERIAL | FINISH | QTY |
|---|---|---|---|---|
| 8 | | | | |
| 7 | HEAT SHRINK TUBE | | | 1 |
| 6 | FERRULE | COPPER | GOLD | 1 |
| 5 | HEX NUT | BRASS | GOLD | 1 |
| 4 | LOCK WASHER | BRASS | GOLD | 1 |
| 3 | CONTACT PIN | BRASS | GOLD | 1 |
| 2 | INSULATOR | TEFLON | NATURAL | 1 |
| 1 | BODY | BRASS | GOLD | 1 |

UNLESS OTHERWISE SPECIFIED DIMENSIONS ARE IN MILLIMETERS. DIMENSIONS IN [ ] ARE IN INCHES AND FOR CUSTOMER REFERANCE ONLY.

UNLESS OTHERWISE SPECIFIED TOLERANCES FOR MILLIMETERS ARE:
0.5 – 8mm ± 0.20mm
8 – 30mm ± 0.40mm
30 – 120mm ± 0.50mm

UNLESS OTHERWISE SPECIFIED TOLERANCES FOR INCHES ARE:
.020 – .315 = ± 0.007"
.315 – 1.180 = ± 0.015"
1.180 – 4.724 = ± 0.020"

DO NOT SCALE DRAWING

| APPROVALS | | DATE |
|---|---|---|
| DRAWN | G.R.S. | 11/11/08 |
| CHECKED | | |
| ISSUED | | |
| SHEET | 1 OF 1 | |

CAD FILE C:/142/142192.DWG

**Amphenol Connex**

PART DESCRIPTION
SMB BULKHEAD CRIMP JACK
(FOR RG–316U/D CABLE)

PART NO. 142192

DWG. NO. 142192.DWG | REV. D | SIZE A | SCALE NA