

WP2.6-12 12Volt 2.6Ah

Specifications

Nominal Voltage(V) **12V**

Nominal Capacity

20 hour rate	(0.13A to 10.50V)	2.6Ah
10 hour rate	(0.247A to 10.50V)	2.47Ah
5 hour rate	(0.442A to 10.20V)	2.21Ah
1 C	(2.6A to 9.60V)	1.473Ah
3 C	(7.8A to 9.60V)	1.04Ah

Weight **Approx. 1.0kg(2.2Lbs.)**

Internal Resistance (at 1KHz) **Approx. 22 mΩ**

Maximum Discharge Current for

5 seconds: **39A**

Charging Methods at 25°C (77°F)

Cycle use:

Charging Voltage **14.4 to 15.0V**

Coefficient **-5.0mV/°C/cell**

Maximum Charging Current : **0.78A**

Standby use:

Float Charging Voltage **13.5 to 13.8V**

Coefficient **-3.0mV/°C/cell**

Operating Temperature Range

Charge **-15°C (5°F) to 40°C (104°F)**

Discharge **-15°C (5°F) to 50°C (122°F)**

Storage **-15°C (5°F) to 40°C (104°F)**

Charge Retention (shelf life) at 20°C (68°F)

1 month	92%
3 month	90%
6 month	80%

Case Material **ABS**

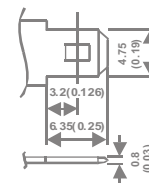
(Option: UL94 HB & UL94 V-0 flame retardant)

Terminal **F1 or F2 (Faston Tab 187 or 250)**

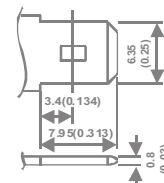


Dimensions

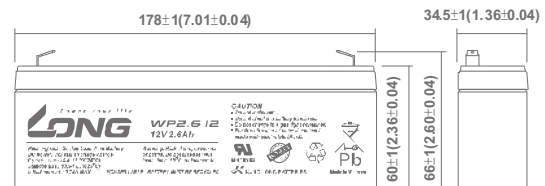
mm(inch)



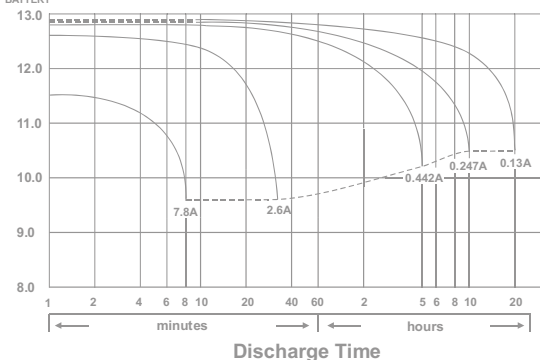
F1
(Faston Tab 187)



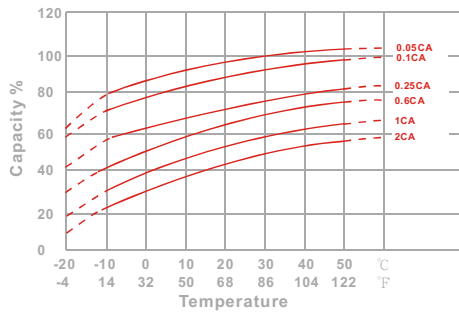
F2
(Faston Tab 250)



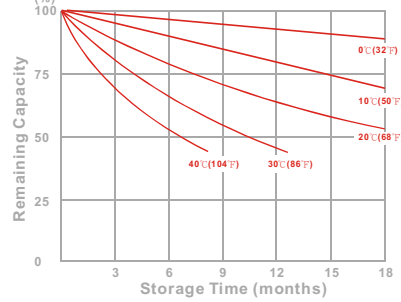
(v) FOR 12V BATTERY
Discharge Time VS. Discharge Current (25°C)



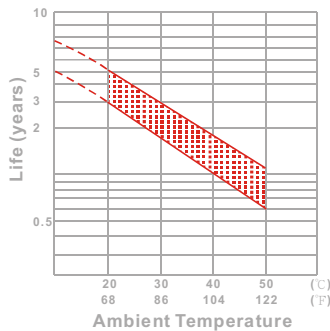
Effect of Temperature on Capacity 25°C(77°F)



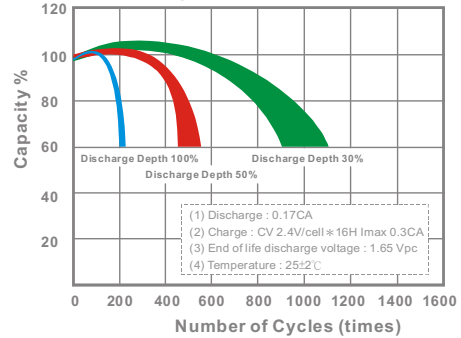
Capacity Retention Characteristic



Trickle (or float) Service Life



Cycle Service Life



- PERFORMANCE DATA

Discharge Rates in Watts to Various End Voltages at 25°C(77°F)

End Voltage		1.85V	1.80V	1.75V	1.70V	1.67V	1.65V	1.60V
Time								
5	min	80.8	91.5	101	107	110	112	115
10	min	64.2	68.7	71.9	74.4	75.5	76.5	78.2
15	min	50.1	52.9	55.1	56.9	57.6	58.2	59.3
30	min	27.8	29.7	31.0	32.1	32.4	32.9	33.6
60	min	16.2	17.3	18.1	18.7	19.0	19.3	19.7
120	min	9.72	10.4	10.9	11.3	11.4	11.6	11.9
180	min	6.83	7.48	7.75	7.99	8.10	8.22	8.41
240	min	5.84	6.13	6.34	6.51	6.57	6.64	6.74
300	min	5.27	5.49	5.62	5.73	5.77	5.82	5.88
600	min	3.07	3.17	3.24	3.29	3.31	3.33	3.36
1200	min	1.62	1.67	1.71	1.74	1.75	1.76	1.77

- Discharge Rates in Amperes to Various End Voltages at 25°C(77°F)

End Voltage		1.85V	1.80V	1.75V	1.70V	1.67V	1.65V	1.60V
Time								
5	min	9.78	10.1	10.3	10.5	10.7	10.8	11.1
10	min	5.71	6.40	6.63	6.82	6.89	6.98	7.10
15	min	4.56	4.82	4.94	5.05	5.09	5.14	5.20
30	min	2.50	2.65	2.72	2.78	2.80	2.83	2.87
60	min	1.40	1.51	1.56	1.59	1.60	1.62	1.64
120	min	0.801	0.863	0.897	0.928	0.941	0.958	0.981
180	min	0.554	0.608	0.633	0.655	0.664	0.674	0.689
240	min	0.446	0.484	0.507	0.526	0.532	0.540	0.548
300	min	0.420	0.439	0.452	0.461	0.465	0.470	0.475
600	min	0.242	0.251	0.257	0.262	0.263	0.265	0.267
1200	min	0.127	0.131	0.134	0.136	0.137	0.138	0.139

All data on the spec. sheet is an average value:

The tolerance range : $X < 6\text{min}$ (+15%~-15%), $6\text{min} \leq X < 10\text{min}$ (+12%~-12%), $10\text{min} \leq X < 60\text{min}$ (+8%~-8%), $X \geq 60\text{min}$ (+5%~-5%)