

COUPLING RELAY, AC-3, 4KW/400V, 1NC, DC 24V, 0.7...1.25*US, W. INTEGRATED DIODE 3-POLE SZ S00, SPRING-LOADED TERMINAL

product brand name	SIRIUS
Product designation	Coupling relay

General technical data:

Insulation voltage		
• Rated value	V	690
Degree of pollution		3
Surge voltage resistance Rated value	kV	6
Mechanical service life (switching cycles)		
• of the contactor typical		30 000 000
Thermal short-time current restricted to 10 s	A	72
Protection class IP		
• on the front		IP20
• of the terminal		IP20
Equipment marking		
• acc. to DIN EN 61346-2		Q
• acc. to DIN EN 81346-2		Q

Main circuit:

Number of poles for main current circuit		3
Number of NC contacts for main contacts		0
Number of NO contacts for main contacts		3
Operating voltage		
• at AC-3 Rated value maximum	V	690
Operating current		
• at AC-1		

— at 400 V at ambient temperature 40 °C Rated value	A	22
— up to 690 V at ambient temperature 40 °C Rated value	A	22
— up to 690 V at ambient temperature 60 °C Rated value	A	20
• at AC-2 at 400 V Rated value	A	9
• at AC-3		
— at 400 V Rated value	A	9
— at 500 V Rated value	A	7.7
— at 690 V Rated value	A	6.7
• at AC-4 at 400 V Rated value	A	8.5
Operating current with 1 current path		
• at DC-1		
— at 24 V Rated value	A	20
— at 110 V Rated value	A	2.1
— at 220 V Rated value	A	0.8
— at 440 V Rated value	A	0.6
— at 600 V Rated value	A	0.6
• at DC-3 at DC-5		
— at 24 V Rated value	A	20
— at 110 V Rated value	A	0.1
Operating current with 2 current paths in series		
• at DC-1		
— at 24 V Rated value	A	20
— at 110 V Rated value	A	12
— at 220 V Rated value	A	1.6
— at 440 V Rated value	A	0.8
— at 600 V Rated value	A	0.7
• at DC-3 at DC-5		
— at 110 V Rated value	A	0.35
— at 24 V Rated value	A	20
Operating current with 3 current paths in series		
• at DC-1		
— at 24 V Rated value	A	20
— at 110 V Rated value	A	20
— at 220 V Rated value	A	20
— at 440 V Rated value	A	1.3
— at 600 V Rated value	A	1
• at DC-3 at DC-5		
— at 110 V Rated value	A	20
— at 220 V Rated value	A	1.5

— at 24 V Rated value	A	20
— at 440 V Rated value	A	0.2
— at 600 V Rated value	A	0.2
Operating power		
• at AC-1 at 400 V Rated value	kW	13
• at AC-2 at 400 V Rated value	kW	4
• at AC-4 at 400 V Rated value	kW	4
Operating power		
• at AC-1		
— at 230 V at 60 °C Rated value	kW	7.5
— at 230 V Rated value	kW	7.5
— at 400 V at 60 °C Rated value	kW	13
— at 690 V at 60 °C Rated value	kW	22
— at 690 V Rated value	kW	22
• at AC-3		
— at 230 V Rated value	kW	2.2
— at 400 V Rated value	kW	4
— at 690 V Rated value	kW	5.5
Operating power for ≥ 200000 operating cycles at AC-4		
• at 400 V Rated value	kW	2
• at 690 V Rated value	kW	2.5
Operating frequency		
• at AC-3 maximum	1/h	750

Control circuit/ Control:

Type of voltage of the control supply voltage		DC
Control supply voltage for DC		
• Rated value	V	24
Operating range factor control supply voltage rated value of the magnet coil for DC		0.7 ... 1.25
Design of the surge suppressor		with diode
Closing power of the magnet coil for DC	W	2.8
Holding power of the magnet coil for DC	W	2.8

Auxiliary circuit:

Number of NC contacts		
• for auxiliary contacts		
— instantaneous contact		1
Number of NO contacts		
• for auxiliary contacts		
— instantaneous contact		0
Product expansion Auxiliary switch		No

Operating current at AC-15		
• at 230 V Rated value	A	10
• at 400 V Rated value	A	3
• at 690 V Rated value	A	1
Operating current		
• at DC-12 at 125 V Rated value	A	2
• at DC-12 at 220 V Rated value	A	1
• at DC-12 at 600 V Rated value	A	0.15
• at DC-13 at 125 V Rated value	A	0.9
• at DC-13 at 220 V Rated value	A	0.3
• at DC-13 at 600 V Rated value	A	0.1
Operating current		
• at DC-12		
— at 60 V Rated value	A	6
— at 110 V Rated value	A	3
• at DC-13		
— at 24 V Rated value	A	10
— at 60 V Rated value	A	2
— at 110 V Rated value	A	1
Contact reliability of the auxiliary contacts		1 faulty switching per 100 million (17 V, 1 mA)

UL/CSA ratings:

Full-load current (FLA) for three-phase AC motor		
• at 480 V Rated value	A	7.6
• at 600 V Rated value	A	9
yielded mechanical performance [hp]		
• for single-phase AC motor at 110/120 V Rated value	metric hp	0.33
• for single-phase AC motor at 230 V Rated value	metric hp	1
• for three-phase AC motor at 200/208 V Rated value	metric hp	2
• for three-phase AC motor at 220/230 V Rated value	metric hp	3
• for three-phase AC motor at 460/480 V Rated value	metric hp	5
• for three-phase AC motor at 575/600 V Rated value	metric hp	7.5
Contact rating of the auxiliary contacts acc. to UL		A600 / Q600

Short-circuit:

Design of the fuse link		
• for short-circuit protection of the main circuit		

- with type of assignment 1 required
- with type of assignment 2 required
- for short-circuit protection of the auxiliary switch required

gL/gG LV HRC 3NA, DIAZED 5SB, NEOZED 5SE:
35 A

gL/gG LV HRC 3NA, DIAZED 5SB, NEOZED 5SE:
20 A

fuse gL/gG: 10 A

Installation/ mounting/ dimensions:

mounting position		+/-180° rotation possible on vertical mounting surface; can be tilted forward and backward by +/- 22.5° on vertical mounting surface
Mounting type		screw and snap-on mounting onto 35 mm standard mounting rail according to DIN EN 50022
• Side-by-side mounting		Yes
Height	mm	69.5
Width	mm	45
Depth	mm	73
Required spacing		
• with side-by-side mounting		
— forwards	mm	0
— Backwards	mm	0
— upwards	mm	0
— downwards	mm	0
— at the side	mm	0
• for grounded parts		
— forwards	mm	0
— Backwards	mm	0
— upwards	mm	0
— at the side	mm	6
— downwards	mm	0
• for live parts		
— forwards	mm	0
— Backwards	mm	0
— upwards	mm	0
— downwards	mm	0
— at the side	mm	6

Connections/ Terminals:

Type of electrical connection		
• for main current circuit		spring-loaded terminals
• for auxiliary and control current circuit		spring-loaded terminals
Type of connectable conductor cross-section		
• for main contacts		
— single or multi-stranded		2x (0,5 ... 4 mm ²)

— finely stranded with core end processing	2x (0.5 ... 2.5 mm ²)
— finely stranded without core end processing	2x (0.5 ... 2.5 mm ²)
• for AWG conductors for main contacts	2x (20 ... 12)
• for auxiliary contacts	
— single or multi-stranded	2x (0,5 ... 4 mm ²)
— finely stranded with core end processing	2x (0.5 ... 2.5 mm ²)
— finely stranded without core end processing	2x (0.5 ... 2.5 mm ²)
• for AWG conductors for auxiliary contacts	2x (20 ... 12)

Safety related data:

B10 value with high demand rate acc. to SN 31920		1 000 000
Proportion of dangerous failures		
• with low demand rate acc. to SN 31920	%	40
• with high demand rate acc. to SN 31920	%	73
Failure rate [FIT] with low demand rate acc. to SN 31920	FIT	100
Product function Mirror contact acc. to IEC 60947-4-1		Yes
T1 value for proof test interval or service life acc. to IEC 61508	y	20
Protection against electrical shock		finger-safe

Mechanical data:

Size of contactor		S00
--------------------------	--	-----

Ambient conditions:

Installation altitude at height above sea level maximum	m	2 000
Ambient temperature		
• during operation	°C	-25 ... +60
• during storage	°C	-55 ... +80

Certificates/ approvals:

General Product Approval	Functional Safety/Safety of Machinery	Declaration of Conformity
--------------------------	---------------------------------------	---------------------------



[Type Examination](#)



Test Certificates	Shipping Approval
-------------------	-------------------

[Special Test Certificate](#)

[Type Test Certificates/Test Report](#)



Shipping Approval	other
-------------------	-------



[Environmental Confirmations](#)

[Confirmation](#)

other



Further information

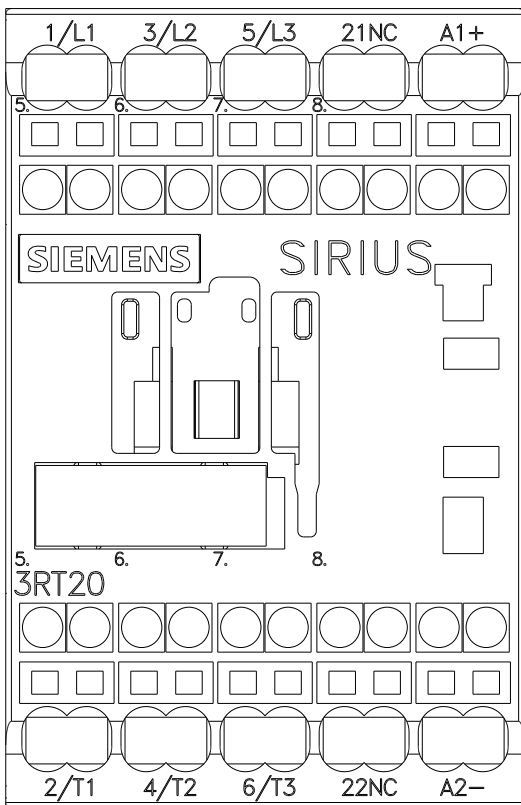
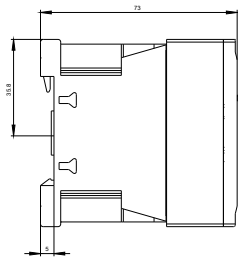
Information- and Downloadcenter (Catalogs, Brochures,...)
<http://www.siemens.com/industrial-controls/catalogs>

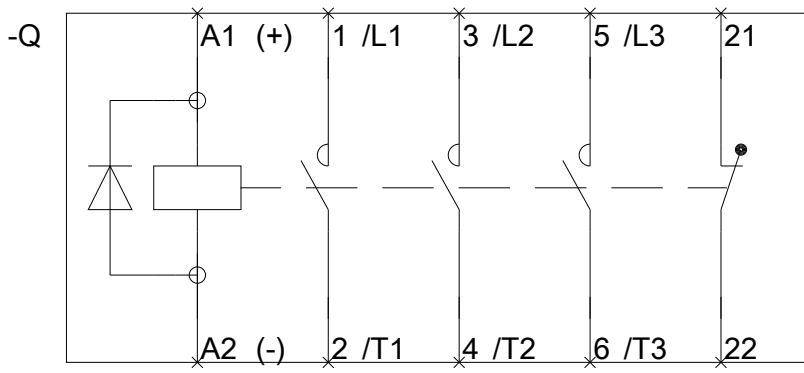
Industry Mall (Online ordering system)
<http://www.siemens.com/industrymall>

Cax online generator
<http://support.automation.siemens.com/WW/CAXorder/default.aspx?lang=en&mfb=3RT20162JB42>

Service&Support (Manuals, Certificates, Characteristics, FAQs,...)
<http://support.automation.siemens.com/WW/view/en/3RT20162JB42/all>

Image database (product images, 2D dimension drawings, 3D models, device circuit diagrams, EPLAN macros, ...)
http://www.automation.siemens.com/bilddb/cax_de.aspx?mfb=3RT20162JB42&lang=en





last modified:

11.03.2015