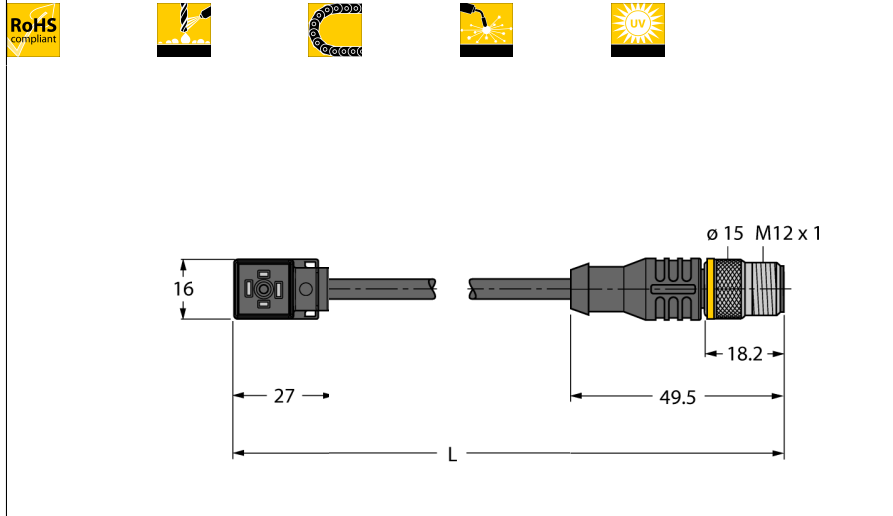


Valve connector, C
Extension Cable
VC8S22-T80E-5-RSC5.31T/TXL

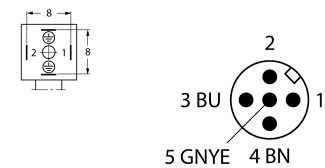


- 2-pin + PE, bridged
- Design according to the DIN EN 175301-803
- RoHS conform
- Protection class: IP67 and IP69K
- Protective component: Z diode
- M12 male, straight, 2-pin + PE
- Sheath material: PUR
- Sheath color: black
- Qualified for drag chain use
- Resistant to weld splatter
- Resistant to chemicals and oils
- UV and ozone resistance
- Flame retardant
- Free from halogen, silicone, PVC and LABS
- Cable length: 5.0 m

Type designation VC8S22-T80E-5-RSC5.31T/TXL
Ident no. 6606536

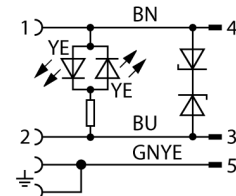
Connector A side
Valve connector, Design C
Number of pins 2+PE, PE bridged
Contacts Metal, CuSn, Silver-plated
Contact carriers Plastic, PA, Black
Grip Plastic, TPU, Black/Translucent
Protective component Z diode
Seal Plastic, TPU
Protection class IP67, IP69K, (mounted)
Display switch state LED yellow/yellow
Mechanical lifespan > 100 Mating cycles
Pollution degree 3

Pin Assignment



Connector B side
Connector, M12 x 1, Straight
Number of pins 2+PE pins
Contacts metal, CuZn, Gold-plated
Contact carriers Plastic, TPU, Black
Grip Plastic, TPU, Black
Coupling nut/screw Brass, CuZn, Nickel-plated
Protection class IP67, IP69K, Only when screwed tight
Mechanical lifespan > 100 Mating cycles
Pollution degree 3
Tightening torque 0.8 ... 1 Nm

Circuit Diagram



General data
Cable diameter 5.2 ± 0.20mm
Cable length 5 m
Cable quality PUR
Cable color Black
Core insulation PP
Core colors BN, BU, GNYE
Core cross-section 3x0.34mm²
Arrangement of strands 42x0.1 mm

Electrical features at +20 °C
Current 4 A
Rated voltage 24 V
Insulation resistance > 1 MΩ/km
Test voltage 2000 V
Forward resistance max. 57 Ω/km

Valve connector, C
Extension Cable
VC8S22-T80E-5-RSC5.31T/TXL**Mechanical and chemical properties**

Max. tensile strength (static)	≤ 50 N/mm ²
Max. tensile strength (dynamic)	≤ 20 N/mm ²
Bending cycles	> 5 mil.
Bending radius (stationary laying)	> 5 x Ø
Bending radius (flexible use)	> 10 x Ø
Admissible acceleration	max. 5 m/s ²
Admissible travel path, horizontal	5 m (at 5 m/s ²)
Admissible travel path, vertical	2 m (at 5 m/s ²)
Admissible traversing speed	3.3 m/s
Torsional stress	± 180 °/m
Ambient temperature	
Stationary	-50...+80°C
In motion	-30...+90°C
Drag chain operation	-25...+60°C