



Data sheet

CPU 214NET (214-2BE03)

Technical data

Order no.	214-2BE03
Type	CPU 214NET
General information	
Note	-
Features	Twisted pair Ethernet via RJ45 96 kB work memory 144 kB load memory
Technical data power supply	
Power supply (rated value)	DC 24 V
Power supply (permitted range)	DC 20.4...28.8 V
Reverse polarity protection	
Current consumption (no-load operation)	140 mA
Current consumption (rated value)	1.5 A
Inrush current	65 A
I^2t	0.75 A ² s
Max. current drain at backplane bus	3 A
Power loss	6 W
Technical data power supply	
Power supply (rated value)	DC 24 V
Power supply (permitted range)	DC 20.4...28.8 V
Reverse polarity protection	
Current consumption (no-load operation)	140 mA
Current consumption (rated value)	1.5 A
Inrush current	65 A
I^2t	0.75 A ² s
Max. current drain at backplane bus	3 A
Max. current drain load supply	-
Power loss	6 W
Load and working memory	
Load memory, integrated	144 KB
Load memory, maximum	144 KB
Work memory, integrated	96 KB
Work memory, maximal	96 KB
Memory divided in 50% program / 50% data	-
Memory card slot	MMC-Card with max. 512 MB
Hardware configuration	
Racks, max.	4
Modules per rack, max.	total max. 32
Number of integrated DP master	-
Number of DP master via CP	8

Operable function modules	32
Operable communication modules PtP	32
Operable communication modules LAN	-

Command processing times

Bit instructions, min.	0.18 μ s
Word instruction, min.	0.78 μ s
Double integer arithmetic, min.	1.8 μ s
Floating-point arithmetic, min.	40 μ s

Timers/Counters and their retentive characteristics

Number of S7 counters	256
S7 counter remanence	adjustable 0 up to 64
S7 counter remanence adjustable	C0 .. C7
Number of S7 times	256
S7 times remanence	adjustable 0 up to 128
S7 times remanence adjustable	not retentive


Data range and retentive characteristic

Number of flags	8192 Bit
Bit memories retentive characteristic adjustable	adjustable 0 up to 256
Bit memories retentive characteristic preset	MB0 .. MB15
Number of data blocks	2047
Max. data blocks size	16 KB
Number range DBs	1 ... 2047
Max. local data size per execution level	1024 Byte
Max. local data size per block	1024 Byte

Blocks

Number of OBs	14
Maximum OB size	16 KB
Total number DBs, FBs, FCs	-
Number of FBs	1024
Maximum FB size	16 KB
Number range FBs	0 ... 1023
Number of FCs	1024
Maximum FC size	16 KB
Number range FCs	0 ... 1023
Maximum nesting depth per priority class	8
Maximum nesting depth additional within an error OB	1

Time

Real-time clock buffered	
Clock buffered period (min.)	30 d
Type of buffering	Vanadium Rechargeable Lithium Battery
Load time for 50% buffering period	20 h
Load time for 100% buffering period	48 h
Accuracy (max. deviation per day)	10 s
Number of operating hours counter	8

Clock synchronization	-
Synchronization via MPI	-
Synchronization via Ethernet (NTP)	-

Address areas (I/O)

Input I/O address area	1024 Byte
Output I/O address area	1024 Byte
Process image adjustable	-
Input process image preset	128 Byte
Output process image preset	128 Byte
Input process image maximal	128 Byte
Output process image maximal	128 Byte
Digital inputs	8192
Digital outputs	8192
Digital inputs central	512
Digital outputs central	512
Integrated digital inputs	-
Integrated digital outputs	-
Analog inputs	512
Analog outputs	512
Analog inputs, central	128
Analog outputs, central	128
Integrated analog inputs	-
Integrated analog outputs	-

Communication functions

PG/OP channel	✓
Global data communication	✓
Number of GD circuits, max.	4
Size of GD packets, max.	22 Byte
S7 basic communication	✓
S7 basic communication, user data per job	76 Byte
S7 communication	✓
S7 communication as server	✓
S7 communication as client	-
S7 communication, user data per job	160 Byte
Number of connections, max.	16

Functionality Sub-D interfaces

Type	MP ² I
Type of interface	RS485
Connector	Sub-D, 9-pin, female
Electrically isolated	-
MPI	✓
MP ² I (MPI/RS232)	✓
Point-to-point interface	-

Functionality MPI

Number of connections, max.	16
PG/OP channel	✓
Routing	-
Global data communication	✓
S7 basic communication	✓
S7 communication	✓
S7 communication as server	✓
S7 communication as client	-
Transmission speed, min.	19.2 kbit/s
Transmission speed, max.	187.5 kbit/s

Functionality RJ45 interfaces

Type	TP
Type of interface	Ethernet 10/100 MBit
Connector	RJ45
Electrically isolated	✓
PG/OP channel	✓
Number of connections, max.	8
Productive connections	✓

Ethernet communication CP

Number of productive connections, max.	16
Number of productive connections by Siemens NetPro, max.	16
S7 connections	-
User data per S7 connection, max.	-
TCP-connections	FETCH PASSIV, WRITE PASSIV, Connection of passive data handling
User data per TCP connection, max.	64 KB
ISO-connections	-
User data per ISO connection, max.	-
ISO on TCP connections (RFC 1006)	FETCH PASSIV, WRITE PASSIV, Connection of passive data handling
User data per ISO on TCP connection, max.	32 KB
UDP-connections	-
User data per UDP connection, max.	-
UDP-multicast-connections	-
UDP-broadcast-connections	-

Datasizes

Input bytes	0
Output bytes	0
Parameter bytes	3
Diagnostic bytes	0

Housing

Material	PPE / PA 6.6
Mounting	Profile rail 35 mm

Mechanical data

Dimensions (WxHxD)	50.8 mm x 76 mm x 80 mm
Weight	150 g
Environmental conditions	
Operating temperature	0 °C to 60 °C
Storage temperature	-25 °C to 70 °C
Certifications	
UL508 certification	yes