

## Filler panel assembly hardware

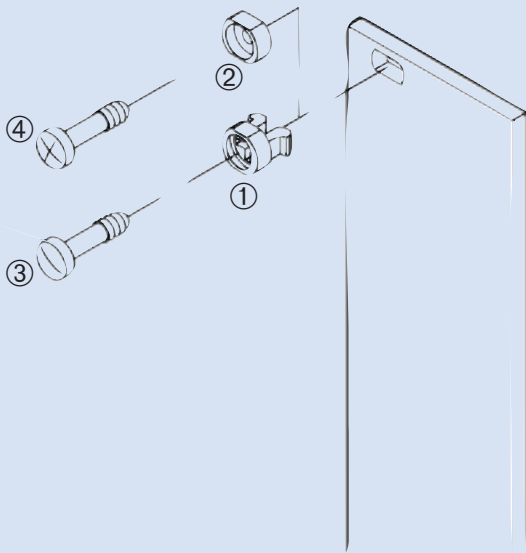
### Application:

For the attachment of filler panels. The length of the collar screw depends on the threaded insert used.

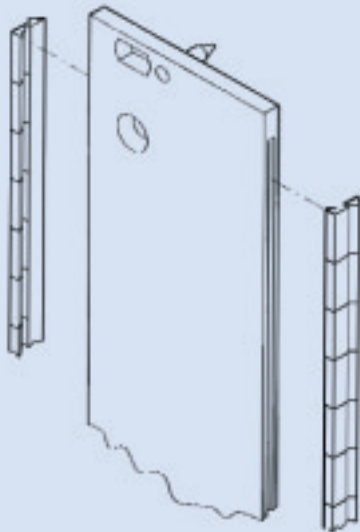
Length 11mm for standard threaded inserts - see page 88.

Length 12.3mm for recessed threaded inserts - see page 88.

**Note:** Plastic sleeves can be pressed-in by hand. Metal sleeves (for grounding the filler panel) must be pressed-in with a tool, such as a lever press.



Description	Material dimensions	Color/Finish	Order No. 1 kit (100 each)
1 Plastic sleeve	POM	gray	<b>21100-464</b>
		black	<b>21100-591</b>
2 Metal sleeve	Brass	nickel-plated	<b>21100-660</b>
		black	<b>21100-886</b>
	V2A stainless		<b>21100-662</b>
3 Collar screw slotted	Brass (for standard threaded inserts)	nickel-plated	<b>21100-379</b>
		Zn-plated, black	<b>21100-590</b>
	M2.5 x 12.3 (for recessed inserts)	nickel-plated	<b>21100-758</b>
4 Collar screw pozidrive	Steel (for standard threaded inserts)	nickel-plated	<b>21100-748</b>
		black	<b>21100-749</b>
	M2.5 x 12.3 (for recessed inserts)	nickel-plated	<b>21101-101</b>



## Gasketing strips

Height	Kit of	Order No. Gasketing kit
3U	10	<b>21101-705</b>
	100	<b>21101-706</b>
6U	10	<b>21101-707</b>
	100	<b>21101-708</b>

1U = 1.75"/44.45mm


1HP = 0.2"/5.08mm

## Accessories

### Front panels, unshielded

The filler panels listed here provide full coverage to the front opening of the case. They can also be modified if desired for displays, switches, knobs, etc.

Assembly parts: (kits of 100 pcs.)  
 Plastic sleeves, gray **21100-464**  
 Collar screws M2.5 x 11 **21100-379**  
 nickel-plated



#### Delivery comprises

Qty	Description	Material	Finish
1	Front panel	Al 2.5mm	anodized, cut edges clean

HP	Front filler panel			
	2U	3U	4U	6U
42	-	<b>30818-310</b>	-	-
63	-	<b>30818-331</b>	<b>30818-413</b>	-
84	<b>30818-271</b>	<b>30818-352</b>	<b>30818-434</b>	<b>30818-598</b>

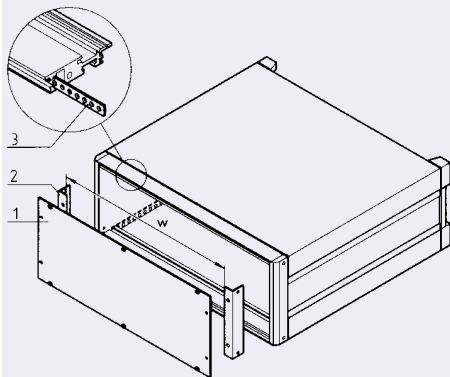
### EMC front panels

These front panels are utilized in applications requiring improved shielding from electromagnetic interference.

#### Delivery comprises

Item	Qty	Description	Material	Finish
1	1	Front panel	Al 2.5mm	yellow chromated/visible surface anodized
2	2	End bracket	Al	
3	2	Threaded insert	St extrusion	chromated
	1 kit	Assembly parts		

HP	EMC front panel			
	2U	3U	4U	6U
42	-	<b>20842-346</b>	-	-
63	-	<b>20842-347</b>	<b>20842-350</b>	-
84	<b>20842-345</b>	<b>20842-348</b>	<b>20842-351</b>	<b>20842-354</b>





**Pentair**  
Electronic Packaging

**170 Commerce Drive**

**Warwick, RI 02886**

**Tel: 800 451-8755**

**Fax: 401 738-7988**

**[www.pentair-ep.com](http://www.pentair-ep.com)**

*featuring **Schroff**<sup>®</sup> products*

---