



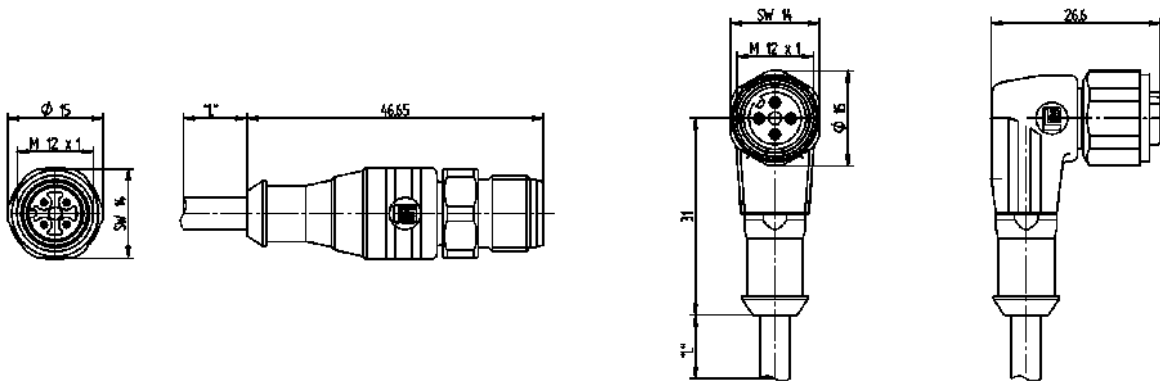
Product: [WRST 4-WRKWT 4-521](#)

Sensor/Actuator Double-Ended Cordset: Male straight A-coded white 4-pin M12 F&B (Wash-Down) connector to female angled A-coded white 4-pin M12 F&B (Wash-Down) connector, 230 V AC/DC, 4 A; TPE orange cable, 4-wires, 0.25 mm²

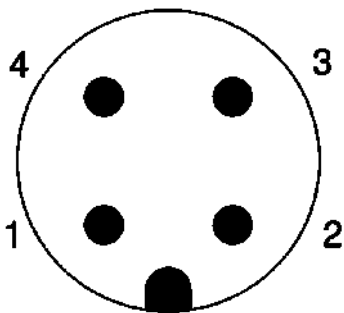
Product Description

Sensor/Actuator Double-Ended Cordset: Male straight A-coded white 4-pin M12 F&B (Wash-Down) connector to female angled A-coded white 4-pin M12 F&B (Wash-Down) connector, 230 V AC/DC, 4 A; TPE orange cable, 4-wires, 0.25 mm²

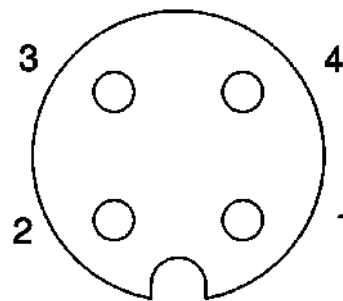
Technical Drawing



Male



Female



Technical Specifications

Face View Side 1

Pin 1	Pin 2	Pin 3	Pin 4
brown	white	blue	black

Face View Side 2

Pin 1	Pin 2	Pin 3	Pin 4

brown white blue black

Product Description

Product Family:	Sensor / Actuator Connectors
Brand:	Lumberg Automation
Connector Type:	Cordset, double ended
Shielding:	Unshielded
Rated Voltage:	250 V
Rated Voltage (UL):	30 V AC/DC
Rated Impulse Voltage:	2.5 kV
Operating Voltage:	230 V AC/DC
Rated Current*:	4 A
Rated Current (UL)*:	4 A

Technical Data Side 1

Product Sub Family:	M12 F&B (Wash-Down)
Type of Contact / Gender:	Male
Connector Design:	Straight
Attachment Type:	Coupling Screw
Number of Pins:	4
Coding:	A
Contact Resistance:	≤ 10 mOhm
Insulation Resistance:	> 10 ⁹ Ohm
Mating Cycles:	≤ 100
Ambient Temperature (Operation)*:	- 40 °C - + 105 °C
Operating Temperature (UL):	max. + 65 °C
Protection Degree / IP Rating**:	IP65, IP67, IP68 (1 m / 24 h), IP69K
Design Standard:	IEC 61076-2-101
Pollution Degree:	3 acc. to DIN EN 60664-1 (VDE 0110-1)
Overvoltage Category:	II acc. to DIN EN 60664-1 (VDE 0110-1)
Contact Base Material:	CuSn
Contact Plating:	Cu/Au
Contact Bearer Material:	PP-GF
Contact Bearer Color:	White
Flammability Class (Contact Bearer):	UL 94 HB
Molded Body Material:	PP-GF
Molded Body Color:	White
Flammability Class (Molded Body):	UL 94 HB
Attachment Material:	Stainless Steel
Fastening Torque (Attachment):	M 12x1: (50-60) Ncm, hand-tight
Note:	Do not connect or disconnect under load.

Cable Data

Cable Number:	521
Conductor Size:	0.25 mm ²
Number of Wires:	4
Minimal Bending Radius (Fixed Inst):	> 5 x D
Minimal Bending Radius (Flexible Inst):	> 10 x D
Cycles (Bending):	> 2 M
Conductor material:	Cu
Cable Jacket Material:	TPE-V-compound, flame retardent
Cable Jacket Color:	orange
Cable Diameter D:	ø 4.7 ± 0.20 mm
Wire Insulation Material:	PP
Insulated Wire Diameter:	ø 1.25 mm
Ambient Temperature (Fixed Installation):	- 40 °C - + 90 °C
Ambient Temperature (Flex Installation):	- 25 °C - + 90 °C

Ambient Temperature (Drag Chain Inst):	- 25 °C - + 60 °C
UL Cable Type:	AWM: 21484
Flammability Class (Cable Jacket):	UL horizontal flame test, flame-retardant
Cable Characteristics:	Free of silicone; Free of FCKW; Free of cadmium and lead; Microbe and hydrolysis resistant

Technical Data Side 2

Product Sub Family, Side 2:	M12 F&B (Wash-Down)
Type of Contact / Gender, Side 2:	Female
Connector Design, Side 2:	Angled
Attachment Type, Side 2:	Coupling Nut
Number of Pins, Side 2:	4
Coding, Side 2:	A
Contact Resistance, Side 2:	≤ 10 mOhm
Insulation Resistance, Side 2:	> 10 ⁹ Ohm
Mating Cycles, Side 2:	≤ 100
Ambient Temperature (Operation), Side 2*:	- 40 °C - + 105 °C
Operating Temperature (UL), Side 2:	max. + 65 °C
Protection Degree / IP Rating, Side 2**:	IP65, IP67, IP68 (1 m / 24 h), IP69K
Design Standard, Side 2:	IEC 61076-2-101
Pollution Degree, Side 2:	3 acc. to DIN EN 60664-1 (VDE 0110-1)
Overvoltage Category, Side 2:	II acc. to DIN EN 60664-1 (VDE 0110-1)
Contact Base Material, Side 2:	CuSn
Contact Plating, Side 2:	Cu/Au
Contact Bearer Material, Side 2:	PP-GF
Contact Bearer Color, Side 2:	White
Flammability Class (Contact Bearer), Side 2:	UL 94 HB
Molded Body Material, Side 2:	PP-GF
Molded Body Color, Side 2:	White
Flammability Class (Molded Body), Side 2:	UL 94 HB
Attachment Material, Side 2:	Stainless Steel
O-Ring Material, Side 2:	EPDM, black
Fastening Torque (Attachment), Side 2:	M 12x1: (50-60) Ncm, hand-tight

Approvals

UL-File:	E315587
UL:	UL 2238; cURus

Safety & Environmental Compliance

RoHS Compliant:	yes
-----------------	-----

Resistances

ECOLAB:	yes
Oil Resistance:	Good chemical and oil resistance

Notes

Protection Degree / IP Rating Note:	** only if mounted and locked in combination with Hirschmann / Lumberg Automation connector.
Note Derating:	Notice derating

Variants

Item #	Item Description	Cable Length
934737019	WRST 4-WRKWT 4-521/0,6 M	0.6 m
934737020	WRST 4-WRKWT 4-521/1 M	1 m
934737021	WRST 4-WRKWT 4-521/2 M	2 m
934737022	WRST 4-WRKWT 4-521/5 M	5 m
934737023	WRST 4-WRKWT 4-521/10 M	10 m
934737024	WRST 4-WRKWT 4-521/15 M	15 m

© 2020 Belden, Inc

All Rights Reserved.

Although Belden makes every reasonable effort to ensure their accuracy at the time of this publication, information and specifications described here in are subject to error or omission and to change without notice, and the listing of such information and specifications does not ensure product availability.

Belden provides the information and specifications herein on an "ASIS" basis, with no representations or warranties, whether express, statutory or implied. In no event will Belden be liable for any damages (including consequential, indirect, incidental, special, punitive, or exemplary damages) whatsoever, even if Belden has been advised of the possibility of such damages, whether in an action under contract, negligence or any other theory, arising out of or in connection with the use, or inability to use, the information or specifications described herein.

All sales of Belden products are subject to Belden's standard terms and conditions of sale.

Belden believes this product to be in compliance with all applicable environmental programs as listed in the data sheet. The information provided is correct to the best of Belden's knowledge, information and belief at the date of its publication. This information is designed only as a general guide for the safe handling, storage, and any other operation of the product itself or the one that it becomes a part of. The Product Disclosure is not to be considered a warranty or quality specification. Regulatory information is for guidance purposes only. Product users are responsible for determining the applicability of legislation and regulations based on their individual usage of the product.