

104894-9 ✓ ACTIVE

AMPMODU | AMPMODU 50/50 Grid


TE Internal #: 104894-9

AMPMODU 50/50 Grid, PCB Mount Header, Right Angle, Board-to-Board, 90 Position, 1.27mm [.05in] Centerline, Fully Shrouded, Gold, Printed Circuit Board

[View on TE.com >](#)



Connectors > PCB Connectors > Board-to-Board Connectors > Board-to-Board Headers & Receptacles



PCB Connector Assembly Type: **PCB Mount Header**

PCB Mount Orientation: **Right Angle**

Connector System: **Board-to-Board**

Number of Positions: **90**

Centerline (Pitch): **1.27 mm [.05 in]**

## Features

### Product Type Features

PCB Connector Assembly Type	PCB Mount Header
Connector System	Board-to-Board
Header Type	Fully Shrouded
Sealable	No
Connector & Contact Terminates To	Printed Circuit Board

### Configuration Features

Number of Rows	2
Connector Contact Load Condition	Fully Loaded
PCB Mount Orientation	Right Angle
Number of Positions	90

### Electrical Characteristics

Dielectric Withstanding Voltage (Max)	300 VAC
Operating Voltage	30 VAC

### Body Features



PCB Retention Feature Material	Copper Alloy
PCB Retention Feature Plating Material	Tin-Lead over Nickel
Connector Profile	Standard

#### Contact Features

	150 $\mu$ m
Mating Pin Diameter	.46 mm[.018 in]
Contact Shape & Form	Square
Contact Underplating Material	Nickel
PCB Contact Termination Area Plating Material	Tin-Lead
Contact Base Material	Brass
Contact Mating Area Plating Material	Gold
Contact Type	Pin
Contact Current Rating (Max)	.5 A

#### Termination Features

Round Termination Post & Tail Diameter	.46 mm[.018 in]
Termination Method to Printed Circuit Board	Surface Mount

#### Mechanical Attachment

PCB Mount Retention Type	Hold-Down Post
Mating Alignment	With
Mating Alignment Type	Keyed
PCB Mount Retention	With

#### Housing Features

Centerline (Pitch)	1.27 mm[.05 in]
Housing Color	Black
Housing Material	Thermoplastic

#### Dimensions

Row-to-Row Spacing	1.27 mm[.05 in]
--------------------	-----------------

#### Usage Conditions

Operating Temperature Range	-65 – 105 °C
-----------------------------	--------------

#### Operation/Application

Solder Process Feature	Board Standoff
------------------------	----------------



### Industry Standards

Approved Standards	CSA LR7189, UL E28476
UL Flammability Rating	UL 94V-0

### Packaging Features

Packaging Quantity	7
Packaging Method	Box & Tube, Tube

### Product Compliance


[For compliance documentation, visit the product page on TE.com>](#)

EU RoHS Directive 2011/65/EU	Not Compliant
EU ELV Directive 2000/53/EC	Not Compliant
China RoHS 2 Directive MIIT Order No 32, 2016	Restricted Materials Above Threshold
EU REACH Regulation (EC) No. 1907/2006	Current ECHA Candidate List: JAN 2021 (211) Candidate List Declared Against: JAN 2021 (211) SVHC > Threshold: Pb (40% in Component Part) <b>Article Safe Usage Statements:</b> Do not eat, drink or smoke when using this product. Wash thoroughly after handling. Recycle if possible and dispose of the article by following all applicable governmental regulations relevant to your geographic location.
Halogen Content	Low Halogen - Br, Cl, F, I < 900 ppm per homogenous material. Also BFR/CFR/PVC Free
Solder Process Capability	Reflow solder capable to 260°C

#### Product Compliance Disclaimer

This information is provided based on reasonable inquiry of our suppliers and represents our current actual knowledge based on the information they provided. This information is subject to change. The part numbers that TE has identified as EU RoHS compliant have a maximum concentration of 0.1% by weight in homogenous materials for lead, hexavalent chromium, mercury, PBB, PBDE, DBP, BBP, DEHP, DIBP, and 0.01% for cadmium, or qualify for an exemption to these limits as defined in the Annexes of Directive 2011/65/EU (RoHS2). Finished electrical and electronic equipment products will be CE marked as required by Directive 2011/65/EU. Components may not be CE marked. Additionally, the part numbers that TE has identified as EU ELV compliant have a maximum concentration of 0.1% by weight in homogenous materials for lead, hexavalent chromium, and mercury, and 0.01% for cadmium, or qualify for an exemption to these limits as defined in the Annexes of Directive 2000/53/EC (ELV). Regarding the REACH Regulation, the information TE provides on SVHC in articles for this part number is based on the latest European Chemicals Agency (ECHA) 'Guidance on requirements for substances in articles' posted at this URL: <https://echa.europa.eu/guidance-documents/guidance-on-reach>


Also in the Series | [AMPMODU 50/50 Grid](#)



Board-to-Board Headers & Receptacles(290)




Insertion & Extraction Tools(1)



PCB Connector Covers(9)



Ribbon Cable Connectors(34)



Wire-to-Board Headers & Receptacles (12)

## Customers Also Bought




TE Part #1676234-3  
RN 0805 1K4 0.1% 10PPM 5KRL



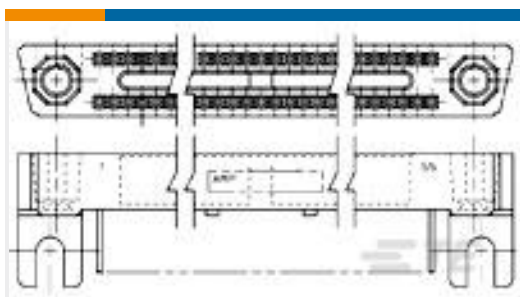
TE Part #1676472-3  
RN 0805 9K09 0.1% 10PPM 5KRL



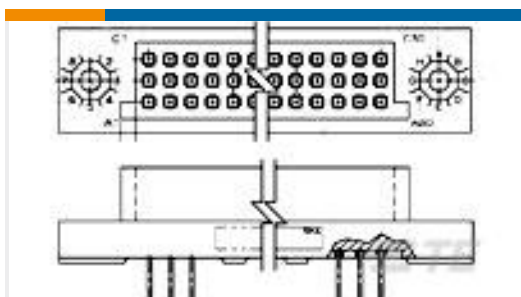
TE Part #1617149-9  
JMGSC-5MW = M39016/41-049M



TE Part #4-87962-2  
86 MODII HORZ DR CE 100CL/115



TE Part #443851-1  
MINI BOX RCPT ASSY/MTG EARS




TE Part #443857-3  
3 ROW BOX RECEPTACLE,180 POS




TE Part #5-1617352-3  
JMGSCDD-5PW=M39016/43-049P



TE Part #YACT24MG41SCV00100  
JAM NUT RECEPTACLE



TE Part #5-1879617-6  
H8 2K0 1% 15PPM



TE Part #1623978-3  
SC15-10-1045-10 100UH AMMO 1000

## Documents



### Product Drawings

#### 90 50/50 GRID RA HDR

English

---

### CAD Files

#### Customer View Model

[ENG\\_CVM\\_104894-9\\_J.3d\\_stp.zip](#)

English

#### Customer View Model

[ENG\\_CVM\\_104894-9\\_J.2d\\_dxf.zip](#)

English

### 3D PDF

English

#### Customer View Model

[ENG\\_CVM\\_104894-9\\_J.3d\\_igs.zip](#)

English

By downloading the CAD file I accept and agree to the [Terms and Conditions](#) of use.

---

### Product Specifications

#### Application Specification

English

---

### Agency Approvals

#### UL Report

English