

Start Downlight 5in1 65-185

START Downlight 5in1 65-185 1750LM
0053149



Product features

- START Downlight 5in1 is an integrated LED recessed / surface mounted downlight with built in non dimmable driver. Colour temperature (3000K, 4000K and 6500K) can be adjusted by a 3-way switch located on the back of the fixture. Adaptability to various cut-outs from 65mm to 185mm



PRODUCT OVERVIEW

Product name	START Downlight 5in1 65-185 1750LM
Technology	LED
Cap/Base	N/A
Housing	PC Polycarbonate
Mount	Ceiling recessed mounting, Ceiling surface mounting
General application	Residential & Consumer
ETIM Class	EC001744
E-number FI	4278427
Warranty	3 years
Fixture luminous flux (lm)	1750
Luminaire efficacy (lm/W)	97
Colour temperature (K)	4000
Light colour	N/A
CRI (Ra)	80
Colour Variation Initial (SDCM)	SDCM6
Beam Angle (°)	110
Photobiological Risk Group	RG0
Total power consumption (W)	18
Electrical protection	Class II
Control gear type	LED driver constant current
Dimmable	No
Dimming method	N/A
LED Flickering Rate	Low (6% - 20%)
Housing colour	RAL 9003 - Signal white
IP rating	IP20
IK rating	IK05
Product EAN number	5410288531496

DATA TABLE

General data

Product name	START Downlight 5in1 65-185 1750LM
Technology	LED

Start Downlight 5in1 65-185

START Downlight 5in1 65-185 1750LM
0053149

Cap/Base	N/A
Housing	PC Polycarbonate
Mount	Ceiling recessed mounting, Ceiling surface mounting
General application	Residential & Consumer
Operating temperature range (°C)	-20°C...+40°C
ETIM Class	EC001744
E-number FI	4278427
Warranty	3 years

Optical data

Fixture luminous flux (lm)	1750
Luminaire efficacy (lm/W)	97
Colour temperature (K)	4000
Correlated colour temperature range (K)	3000 - 6500
Light colour	N/A
CRI (Ra)	80
Colour Variation Initial (SDCM)	SDCM6
Beam Angle (°)	110
Distribution type	Symmetric
Photobiological Risk Group	RG0

Electrical data

Total power consumption (W)	18
Mains voltage (V)	220-240V
Lamp power factor	0.7
THD (at 230 V, 50 Hz, full load, at 100% dimming level) xx.x %	85.0
Electrical protection	Class II
Control gear type	LED driver constant current
Dimmable	No
Dimming method	N/A
Drive current (mA)	55
Inrush Current (A)	2
Inrush Duration (µs)	100
Glow Wire Test (°C)	650
Energy Efficiency Class (A->G) of contained light source	E
Nominal Frequency (Hz)	50/60Hz
LED Flickering Rate	Low (6% - 20%)
Max. Luminaires per 16A C Breaker	62
Max. Luminaires per 16A B Breaker	34

Lifetime data

Lifespan L70 B50	55000
Lifespan L80 B10	30000

Physical data

Housing colour	RAL 9003 - Signal white
IP rating	IP20
IK rating	IK05

Start Downlight 5in1 65-185

START Downlight 5in1 65-185 1750LM
0053149

Diffuser finish	Opal
Diffuser material	PC Polycarbonate
Reflector finish	White
Nominal Product Height (mm)	22
Nominal Product Diameter (mm)	217
Weight (kg)	0.413

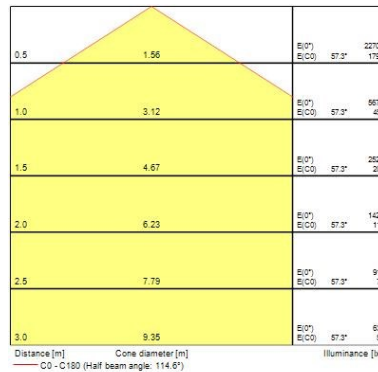
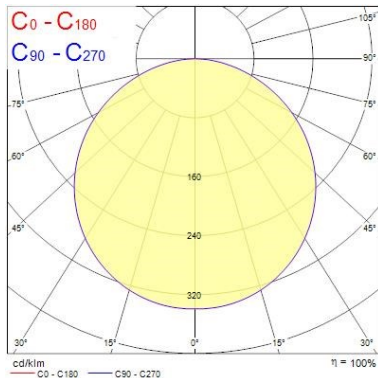
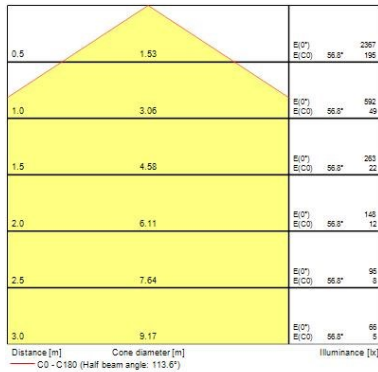
Packaging

Single packaging type	Carton
Product EAN number	5410288531496
Packaging single length / height (cm)	23.7
Packaging single width (cm)	4.3
Packaging single depth (cm)	22.7
DUN14 (outer)	15410288531493
Units per outer package	14
Packaging outer length / height (cm)	48.9
Packaging outer width (cm)	32.1
Packaging outer depth (cm)	25.2

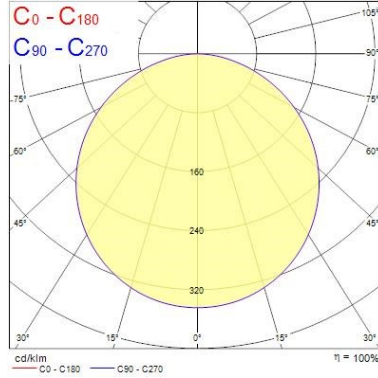
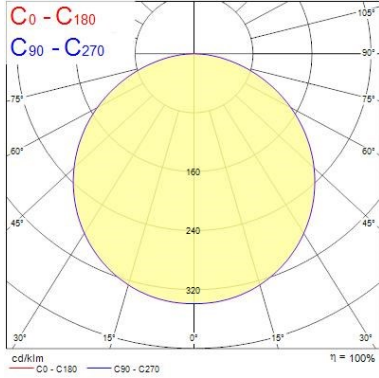
Safety data

Optimal operating condition (°C)	-20-40
----------------------------------	--------

PHOTOMETRY



Start Downlight 5in1 65-185 *START Downlight 5in1 65-185 1750LM* 0053149



TECHNICAL DRAWINGS

