



LOAD FEEDER FUSELESS DIRECT START, 400V AC, SZ S0, 10...16A, 24V DC SCREW CONNECTION FOR RAIL-MOUNTING, TYPE OF COORDINATION 2, IQ = 150KA (ALSO FULFILLS TYPE OF COORDINATION 1) 1NO+1NC (CONTACTOR) DIODE COMBINATION INSERTED (CONTACTOR) 1OE + 1NO (CONTACTOR)

Figure similar

product brand name	SIRIUS
Product designation	non-fused load feeders 3RA2
<b>Manufacturer article number</b>	
<ul style="list-style-type: none"> <li>• of the supplied contactor</li> <li>• of the supplied circuit-breakers</li> <li>• of the supplied link module</li> </ul>	<a href="#">3RT2026-1FB40</a> <a href="#">3RV2021-4AA10</a> <a href="#">3RA2921-1BA00</a>

### General technical data:

<b>Insulation voltage</b>		
<ul style="list-style-type: none"> <li>• with degree of pollution 3 Rated value</li> </ul>	V	690
<b>Shock resistance</b>		
<ul style="list-style-type: none"> <li>• acc. to IEC 60068-2-27</li> </ul>		6g / 11 ms
<b>Surge voltage resistance Rated value</b>	kV	6
<b>Type of assignment</b>		2
<b>Protection class IP</b>		
<ul style="list-style-type: none"> <li>• on the front</li> </ul>		IP20

### Main circuit:

<b>Number of poles for main current circuit</b>		3
<b>Adjustable response value current of the current-dependent overload release</b>	A	11 ... 16
<b>Operating voltage</b>		
<ul style="list-style-type: none"> <li>• Rated value</li> <li>• at AC-3 Rated value maximum</li> </ul>	V	690
	V	690
<b>Operating frequency Rated value</b>	Hz	50 ... 60
<b>Operating current</b>		
<ul style="list-style-type: none"> <li>• at AC-3</li> </ul>		

— at 400 V Rated value	A	15.5
<b>Operating power</b>		
• at AC-3		
— at 400 V Rated value	W	7 500
— at 500 V Rated value	W	7 500
— at 690 V Rated value	W	11 000

#### Control circuit/ Control:

<b>Control supply voltage for DC</b>		
• Rated value	V	24
<b>Holding power of the magnet coil for DC</b>	W	5.9

#### Auxiliary circuit:

<b>Product expansion Auxiliary switch</b>		Yes
---	--	-----

#### Protective and monitoring functions:

<b>Trip class</b>		CLASS 10
<b>Design of the overload circuit breaker</b>		thermal (bimetallic)

#### UL/CSA ratings:

<b>Full-load current (FLA) for three-phase AC motor</b>		
• at 480 V Rated value	A	14
<b>yielded mechanical performance [hp]</b>		
• for three-phase AC motor at 220/230 V Rated value	metric hp	5
• for three-phase AC motor at 460/480 V Rated value	metric hp	10
• for three-phase AC motor at 575/600 V Rated value	metric hp	10

#### Short-circuit:

<b>Product function Short circuit protection</b>		Yes
<b>Design of the short-circuit trip</b>		magnetic
<b>Conditional short-circuit current (I<sub>q</sub>)</b>		
• at 400 V acc. to IEC 60947-4-1 Rated value	A	153 000

#### Installation/ mounting/ dimensions:

<b>mounting position</b>		vertical
<b>Mounting type</b>		screw and snap-on mounting onto 35 mm standard mounting rail
<b>Height</b>	mm	193.1
<b>Width</b>	mm	45
<b>Depth</b>	mm	155
<b>Required spacing</b>		
• for grounded parts		
— forwards	mm	10
— Backwards	mm	0

— upwards	mm	30
— at the side	mm	9
— downwards	mm	10
• for live parts		
— forwards	mm	10
— Backwards	mm	0
— upwards	mm	30
— downwards	mm	10
— at the side	mm	9

#### Connections/ Terminals:

##### Type of electrical connection

- |                            |                      |
|----------------------------|----------------------|
| • for main current circuit | screw-type terminals |
|----------------------------|----------------------|

#### Safety related data:

<b>B10 value with high demand rate acc. to SN 31920</b>	1 000 000
---	-----------

##### Proportion of dangerous failures

- |  |   |    |
|--|---|----|
| • with high demand rate acc. to SN 31920 | % | 73 |
|--|---|----|

<b>Protection against electrical shock</b>	finger-safe
--	-------------

#### Mechanical data:

<b>Size of the circuit-breaker</b>	S0
------------------------------------	----

<b>Size of load feeder</b>	S0
----------------------------	----

#### Ambient conditions:

##### Ambient temperature

- |                    |    |             |
|--------------------|----|-------------|
| • during operation | °C | -20 ... +60 |
| • during storage   | °C | -50 ... +80 |
| • during transport | °C | -50 ... +80 |

#### Certificates/ approvals:

General Product Approval	For use in hazardous locations	Declaration of Conformity	Test Certificates
--------------------------	--------------------------------	---------------------------	-------------------



[Declaration of the Compliance with the order](#)

Test Certificates	Shipping Approval	other
-------------------	-------------------	-------

[Type Test Certificates/Test Report](#)



[Environmental Confirmations](#)

[Declaration of Conformity](#)

other
-------

[other](#)

### Further information

**Information- and Downloadcenter (Catalogs, Brochures,...)**

<http://www.siemens.com/industrial-controls/catalogs>

**Industry Mall (Online ordering system)**

<http://www.siemens.com/industrymall>

**Cax online generator**

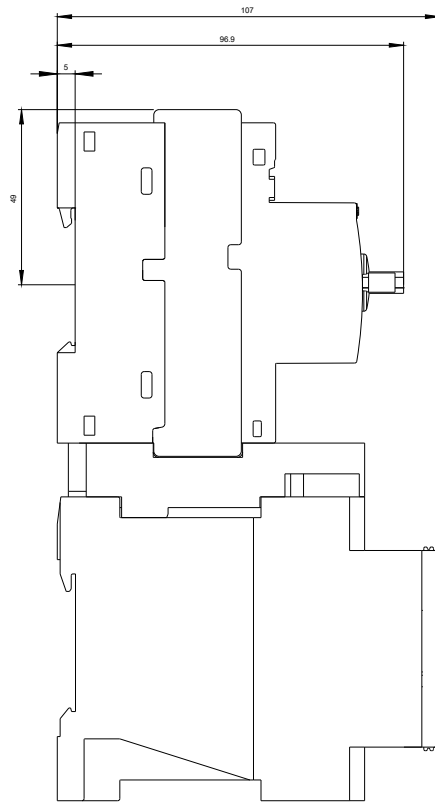
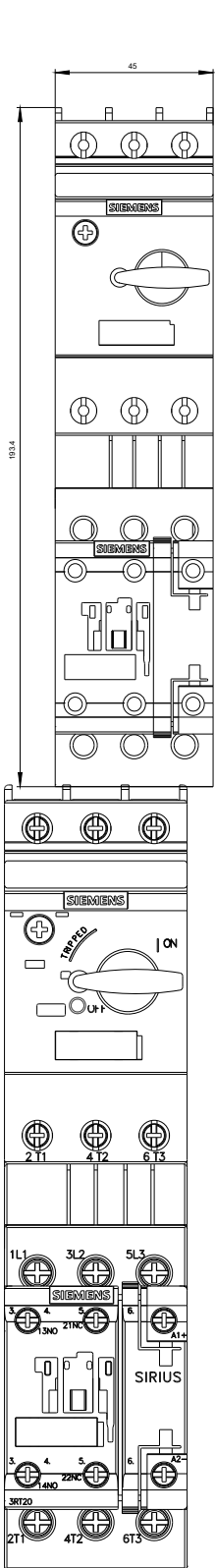
<http://support.automation.siemens.com/WW/CAXorder/default.aspx?lang=en&mlfb=3RA21204AA260FB4>

**Service&Support (Manuals, Certificates, Characteristics, FAQs,...)**

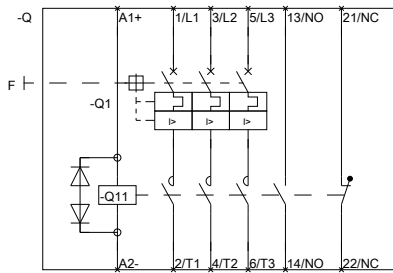
<http://support.automation.siemens.com/WW/view/en/3RA21204AA260FB4/all>

**Image database (product images, 2D dimension drawings, 3D models, device circuit diagrams, EPLAN macros, ...)**

[http://www.automation.siemens.com/bilddb/cax\\_de.aspx?mlfb=3RA21204AA260FB4&lang=en](http://www.automation.siemens.com/bilddb/cax_de.aspx?mlfb=3RA21204AA260FB4&lang=en)



DREI-PHASEN-HERABZWEIG, SICHERUNGSL.



last modified:

11.03.2015

DREI-PHASEN-HERABZWEIG, SICHERUNGSL.