

MOTOR CONTACTOR EKS 4S AC OPERATION AC 24V, 45...450HZ W. SCREW TERMINAL MULTI-UNIT PACKAGING, 50 UNITS IN ONE BOX



Figure similar

General technical data:





Operating current		
• at AC-3 at 400 V Rated value	A	8.4
• at AC-1 at 400 V Rated value	A	20
Type of voltage		
		AC
Supply voltage frequency for auxiliary and control current circuit Rated value		
• minimum	Hz	45
• maximum	Hz	450
Control supply voltage		
• with AC		
— at 50 Hz Rated value		
— minimum	V	24
— maximum	V	24
— at 60 Hz Rated value		
— minimum	V	24
— maximum	V	24
Operating power at AC-3 at 400 V Rated value		
	kW	4
Number of poles		
		4
Number of NC contacts		
• for main contacts		
		0
• for auxiliary contacts		
		0
Number of NO contacts		
• for main contacts		
		4
• for auxiliary contacts		
		0

Equipment marking acc. to DIN 40719 extended according to IEC 204-2 acc. to IEC 750		K
Equipment marking acc. to DIN EN 61346-2		K
Protection class IP		IP00
Ambient temperature during operation	°C	55 ... -25

Mechanical data:

Type of electrical connection		
<ul style="list-style-type: none"> • for main current circuit • for auxiliary and control current circuit 		screw-type terminals screw-type terminals
Mounting type Side-by-side mounting		Yes
Width	mm	36
Height	mm	62
Depth	mm	60

Certificates/ approvals:

General Product Approval	Declaration of Conformity	Test Certificates	other
 CSA	 EAC	 UL	 EG-Konf.
		Special Test Certificate	Declaration of Conformity

Further information

Information- and Downloadcenter (Catalogs, Brochures,...)

<http://www.siemens.com/industrial-controls/catalogs>

Industry Mall (Online ordering system)

<http://www.siemens.com/industrymall>

Cax online generator

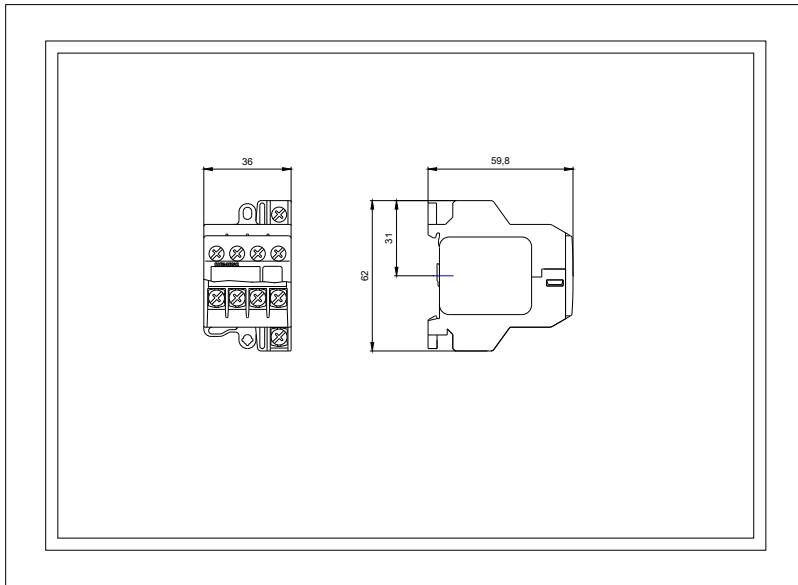
<http://support.automation.siemens.com/WW/CAXorder/default.aspx?lang=en&mlfb=3TG10100AC200AA0>

Service&Support (Manuals, Certificates, Characteristics, FAQs,...)

<http://support.automation.siemens.com/WW/view/en/3TG10100AC200AA0/all>

Image database (product images, 2D dimension drawings, 3D models, device circuit diagrams, EPLAN macros, ...)

<http://www.automation.siemens.com/bilddb/index.aspx?attID9=3TG10100AC200AA0&lang=en>



last modified:

09.03.2015