



Shanghai Shanglang Electronic
Technology Co.,Ltd
Tel:0086-21-37185008
Fax:0086-21-57152769

SR350 THRU SR3100

Features

- Lead Free Finish/RoHS Compliant(Note 1) ("P" Suffix designates RoHS Compliant.)
- Low Forward Voltage Drop and Low Switching Noise
- High Current Capability and High Surge Current Capability
- Epoxy meets UL 94 V-0 flammability rating
- Moisture Sensitivity Level 1
- Halogen free available upon request by adding suffix "-HF"

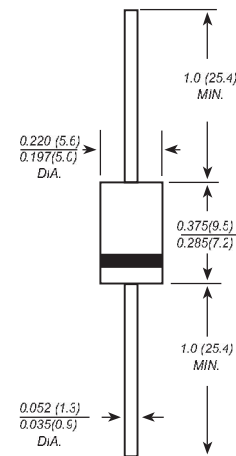
3 Amp Schottky Barrier Rectifier 50 to 100 Volts

Maximum Ratings

- Operating Temperature: -55°C to +125°C
- Storage Temperature: -55°C to +150°C
- Maximum Thermal Resistance; 30°C/W Junction To Ambient

Catalog Number	Device Marking	Maximum Recurrent Peak Reverse Voltage	Maximum RMS Voltage	Maximum DC Blocking Voltage
SR350	SR350	50V	35V	50V
SR360	SR360	60V	42V	60V
SR380	SR380	80V	56V	80V
SR3100	SR3100	100V	70V	100V

DO-201AD



Dimensions in inches and (millimeters)

Electrical Characteristics @ 25°C Unless Otherwise Specified

Average Forward Current	$I_{F(AV)}$	3.0A	$T_A = 85^\circ\text{C}$
Peak Forward Surge Current	I_{FSM}	80A	8.3ms, half sine
Maximum Instantaneous Forward Voltage SR350-360 SR380-3100	V_F	.72V .85V	$I_{FM} = 3.0\text{A};$ $T_J = 25^\circ\text{C}(\text{Note } 2)$
Maximum DC Reverse Current At Rated DC Blocking Voltage	I_R	1.0mA 30mA	$T_J = 25^\circ\text{C}$ $T_J = 100^\circ\text{C}$
Typical Junction Capacitance	C_J	200pF	Measured at 1.0MHz, $V_R=4.0\text{V}$

Notes:1.High Temperature Solder Exemption Applied, see EU Directive Annex 7.
2.Pulse test: Pulse width 300 μsec , Duty cycle 1%



SR350 thru SR3100

Figure 1
Typical Forward Characteristics

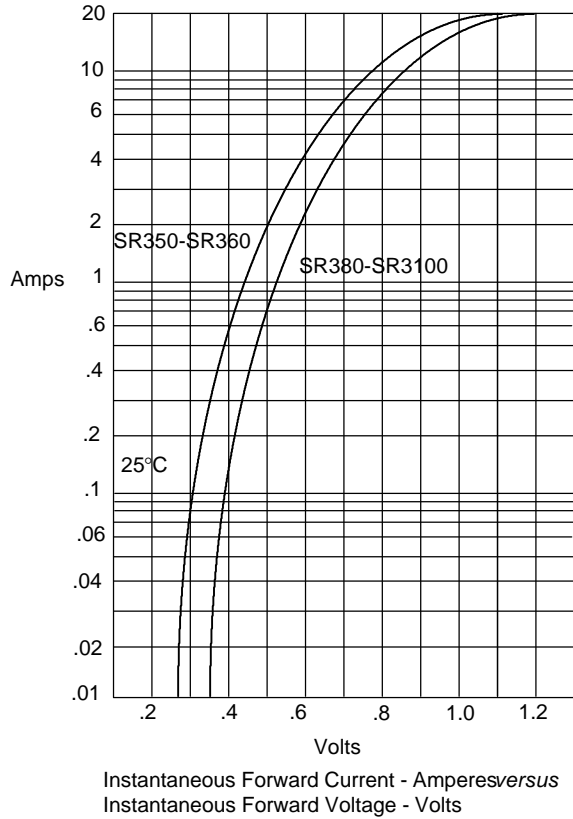
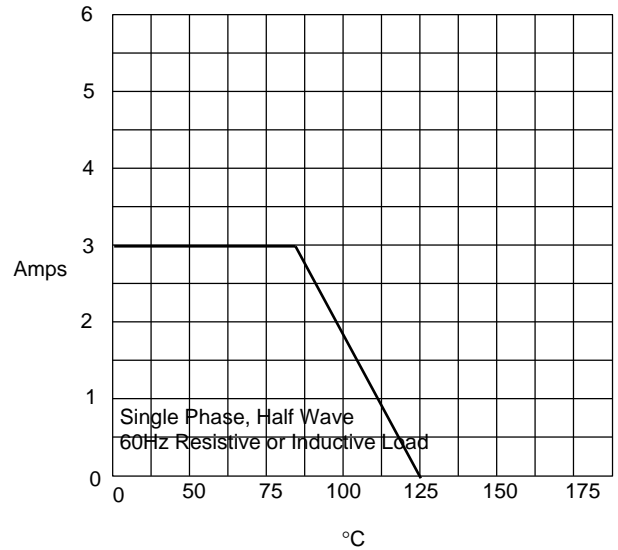
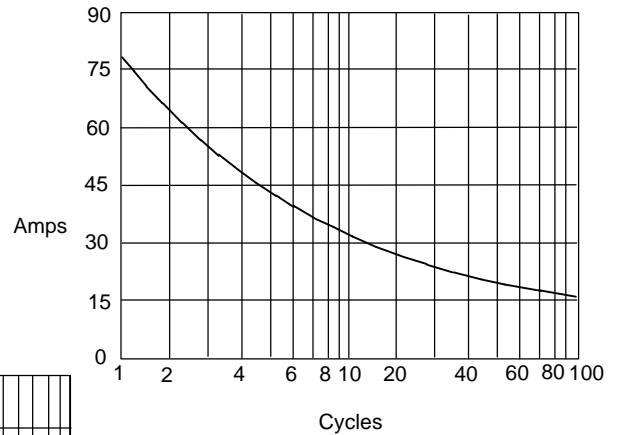


Figure 2
Forward Derating Curve



Average Forward Rectified Current - Amperes versus Ambient Temperature - °C

Figure 3
Maximum Non-Repetitive Forward Surge Current



Peak Forward Surge Current - Amperes versus Number Of Cycles At 60Hz - Cycles

Figure 4
Junction Capacitance

