



## S300 PA

### Advanced MAXI photoelectric multivoltage sensors

- Industrial plastic housing with IP67 mechanical protection
- Timing function from 0.6-16 s ON delay, OFF delay and ONE SHOT
- Terminal block for both Vdc and Vac/ Vdc free voltage
- Distance trimmer for mechanical background suppression models



SENSORS

#### APPLICATIONS

- Packaging end of line, palletizers
- Outdoor or indoor gates control
- Manufacturing plants

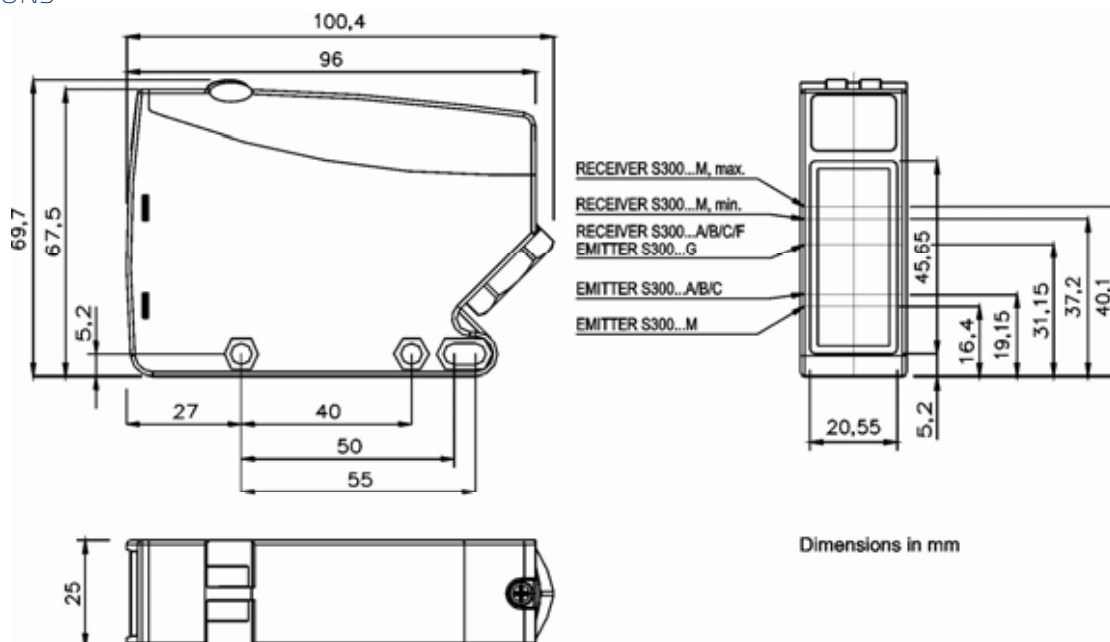


(\*)DC models:  
ATEX II 3DG

S300 PA		
Through beam		0...50 m
Retroreflective (on R2 reflector)		0,1...15 m
Polarized retroreflective		0,1...10 m
Diffuse proximity		0,05...2 m
Background suppression		0,2...2 m
Power supply	Vdc	12...30 V
	Vac	
	Vac/dc	24...240 Vac / 24...60 Vdc
Output	PNP	
	NPN	
	NPN/PNP	▪
	relay	▪
Connection	other	
	cable	
	connector	▪
	pig-tail	
Approximate dimensions (mm)		25x100x70
Housing material		PBT
Mechanical protection		IP67

TECHNICAL DATA	
Power supply	12 ... 30 Vdc (mod. S300...2) 24...240 Vac/24...60 Vdc (mod. S300...1)
Ripple	10% max.
Consumption (output current excluded)	35 mA max. (mod. S300...2) 3 VA max. (mod. S300...1)
Light emission	red LED 660 nm (mod. S300...B) IR LED 940 nm (mod. S300...C) IR LED 880 nm (mod. S300...A/G/M)
Setting	sensitivity trimmer (mod. S300...A/B/C/F), DARK/LIGHT dip-switch (mod. S300...A/B/C/F/M) 7-turns distance adjustment trimmer (mod. S300...M) dip-switch mode ON delay/OFF delay/ON-OFF delay/single pulse (ONE-SHOT) (mod. S300...x06) timing trimmer (mod. S300...x06)
Indicators	yellow OUTPUT LED (excl. mod. S300...G) green STABILITY LED, POWER LED (mod. S300...G)
Output	PNP or NPN open collector (mod. S300...2), electromechanical SPDT 250 Vac/30 Vdc (mod. S300...1)
Output current	100 mA (mod. S300...2) 3 A max. (mod. S300...1)
Saturation voltage	2,4 V max.
Response time	1 ms (mod. S300...2-A/B/C/M) 2 ms (mod. S300...2-F/G) 25 ms (mod. S300...1)
Switching frequency	500 Hz (mod. S300...2-A/B/C/M) 250 Hz (mod. S300...2-F/G) 20 Hz max. (mod. S300...1)
Connection	terminal block
Dielectric strength	500 Vac, 1 min between electronics and housing
Insulating resistance	>20 M $\Omega$ , 500 Vdc between electronics and housing
Electrical protection	class 2 (mod. S300...2)
Mechanical protection	IP67 (IEC/EN60529)
Ambient light rejection	according to EN 60947-5-2
Vibrations	0,5 mm amplitude, 10 ... 55 Hz frequency, for every axis (EN60068-2-6)
Shock resistance	11 ms (30 G) 6 shock for every axis (EN60068-2-27)
Housing material	PBT 30% glass fiber-reinforced
Lens material	frontal window and lens in PC
Operating temperature	-25 ... 55 °C
Storage temperature	-25 ... 70 °C
Weight	120 g (mod. S300...2), 130 g (mod. S300...1)


## DIMENSIONS



## CONNECTIONS

### VAC MODELS

Through beam emitter

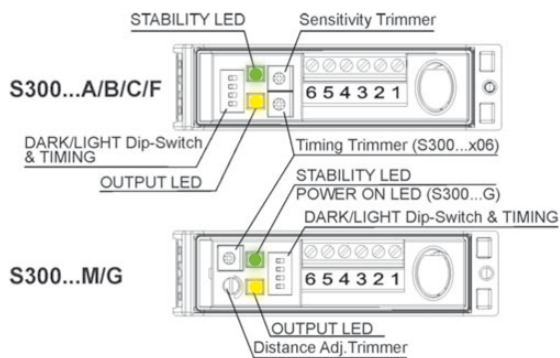


### VDC MODELS

Through beam emitter



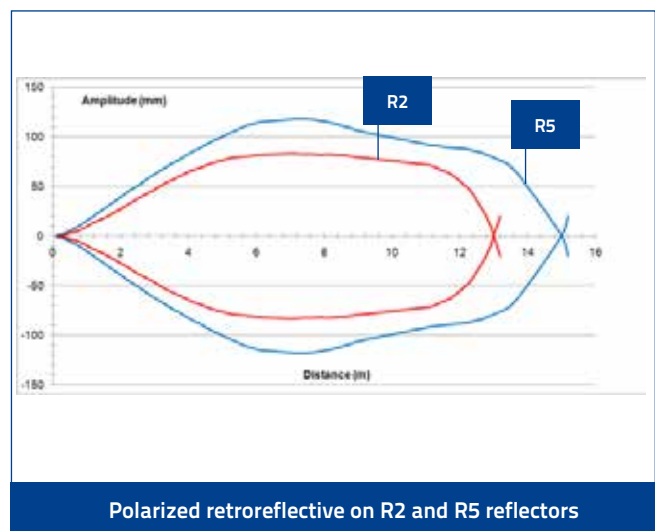
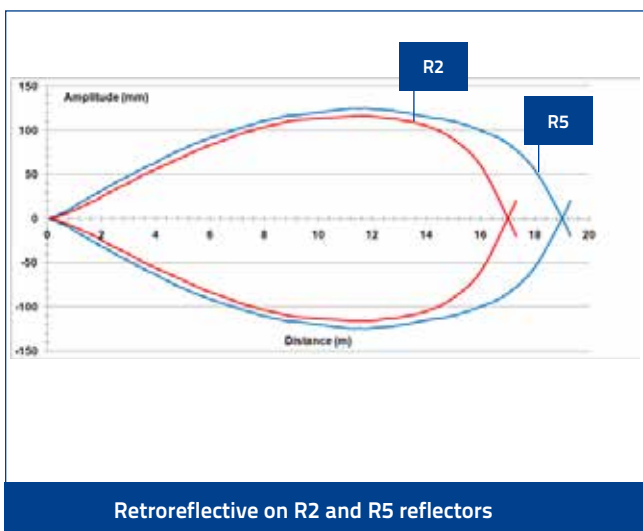
## INDICATORS AND SETTINGS

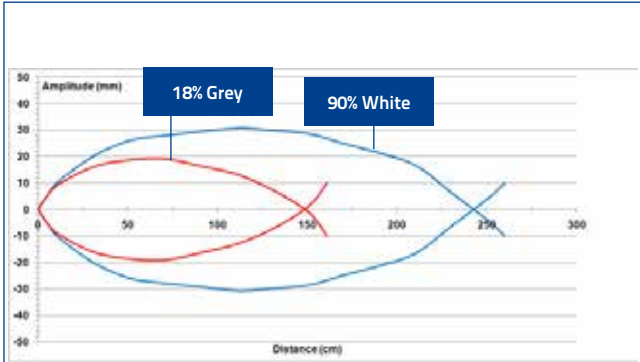


## SETTINGS

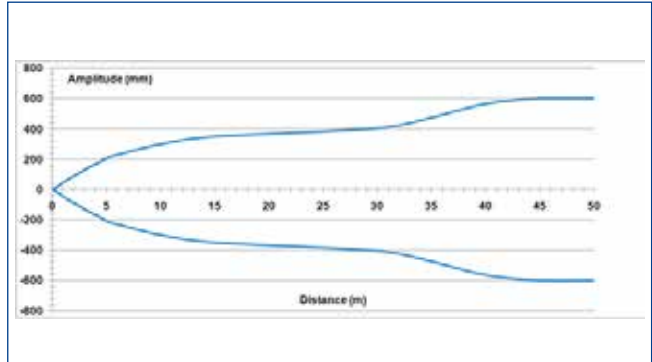
The **M** model presents a **multiturn adjustment screw** for the adjustment of the background suppression distance using a mechanical variation of the optic triangulation angle. The **other models** have a **mono-turn electronic trimmer** that adjusts the sensitivity and the sensor operating distance. The operating distance can be increased by rotating the screws clockwise. Trimmers can be used to adjust the output activation and deactivation delay time whilst functioning mode selection is performed through DIP SWITCHES.

## DETECTION DIAGRAMS

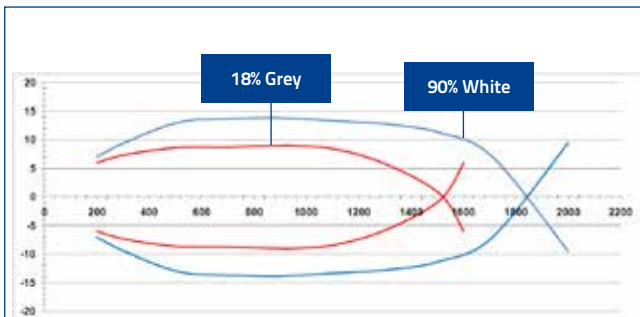




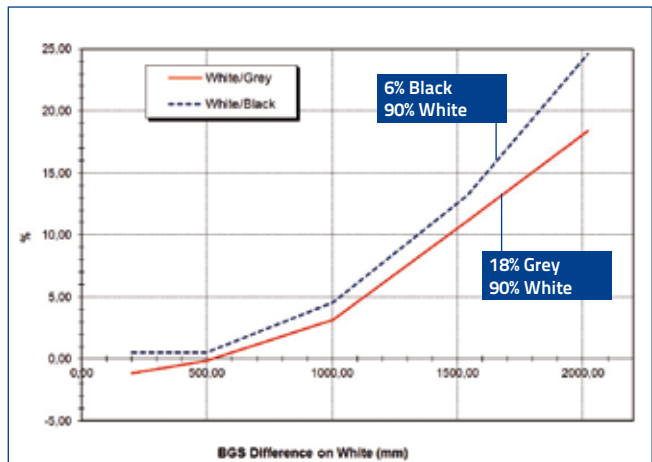
Diffused proximity



Through beam



Background suppression



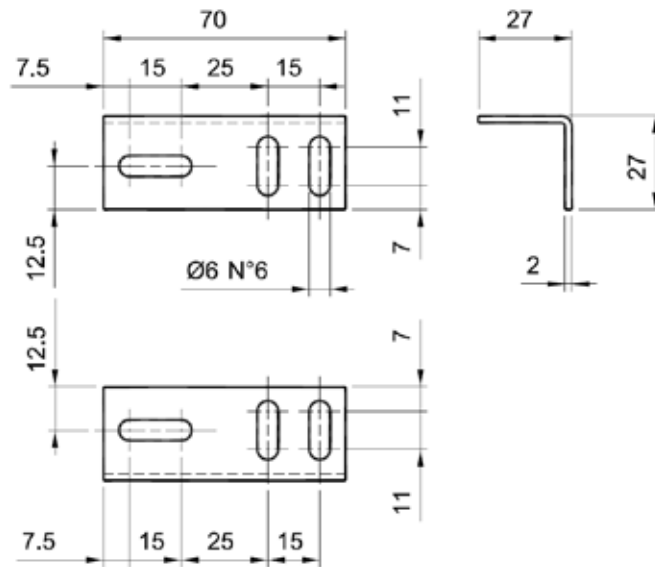
BGS - White/Grey and White/Black Difference

## MODEL SELECTION AND ORDER INFORMATION

OPTIC FUNCTION	POWER SUPPLY	OUTPUT	SETTING	MODEL	ORDER No.
Retroreflective (IR LED 880 nm)	12...30 Vdc	NPN/PNP	Sensitivity trimmer and D/L dip-switch	S300-PA-2-A01-OC	951451500
			Timing and sensitivity trimmers, D/L dip-switch	S300-PA-2-A06-OC	951451510
	24...240 Vac / 24...60 Vdc	Relay	Sensitivity trimmer and D/L dip-switch	S300-PA-1-A01-RX	951451480
			Timing and sensitivity trimmers, D/L dip-switch	S300-PA-1-A06-RX	951451490
Polarized retroreflective (red LED 660 nm)	12...30 Vdc	NPN/PNP	Sensitivity trimmer and D/L dip-switch	S300-PA-2-B01-OC	951451540
			Timing and sensitivity trimmers, D/L dip-switch	S300-PA-2-B06-OC	951451550
	24...240 Vac / 24...60 Vdc	Relay	Sensitivity trimmer and D/L dip-switch	S300-PA-1-B01-RX	951451520
			Timing and sensitivity trimmers, D/L dip-switch	S300-PA-1-B06-RX	951451530
Diffused proximity (IR LED 940 nm)	12...30 Vdc	NPN/PNP	Sensitivity trimmer D/L dip-switch	S300-PA-2-C01-OC	951451420
			Timing and sensitivity trimmers, D/L dip-switch	S300-PA-2-C06-OC	951451430
	24...240 Vac / 24...60 Vdc	Relay	Sensitivity trimmer and D/L dip-switch	S300-PA-1-C01-RX	951451400
			Timing and sensitivity trimmers, D/L dip-switch	S300-PA-1-C06-RX	951451410
Through beam receiver	12...30 Vdc	NPN/PNP	Sensitivity trimmer and D/L dip-switch	S300-PA-2-F01-OC	951451600
			Timing and sensitivity trimmers, D/L dip-switch	S300-PA-2-F06-OC	951451610
	24...240 Vac / 24...60 Vdc	Relay	Sensitivity trimmer and D/L dip-switch	S300-PA-1-F01-RX	951451580
			Timing and sensitivity trimmers, D/L dip-switch	S300-PA-1-F06-RX	951451590
Through beam emitter (IR LED 880 nm)	12...30 Vdc	-	-	S300-PA-2-G00-EX	951451570
	24...240 Vac / 24...60 Vdc	-	-	S300-PA-1-G00-EX	951451560
Background suppression (IR LED 880 nm)	12...30 Vdc	NPN/PNP	7-turns distance adjustment trimmer and /L dip-switch	S300-PA-2-M01-OC	951451460
			Timing and 7-turns distance adj. trimmers, D/L dip-switch	S300-PA-2-M06-OC	951451470
	24...240 Vac / 24...60 Vdc	Relay	7-turns distance adjustment trimmer and D/L dip-switch	S300-PA-1-M01-RX	951451440
			Timing and 7-turns distance adj. trimmers, D/L dip-switch	S300-PA-1-M06-RX	951451450

## ACCESSORIES

ST-511



MODEL	DESCRIPTION	ORDER No.
ST-511	mounting bracket	95ACC2810

