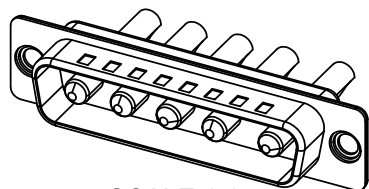


THIS IS A C.A.D. GENERATED DRAWING  
DO NOT MAKE MANUAL REVISIONS TO MASTER.

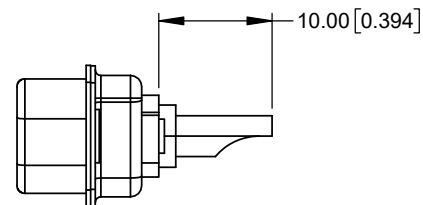
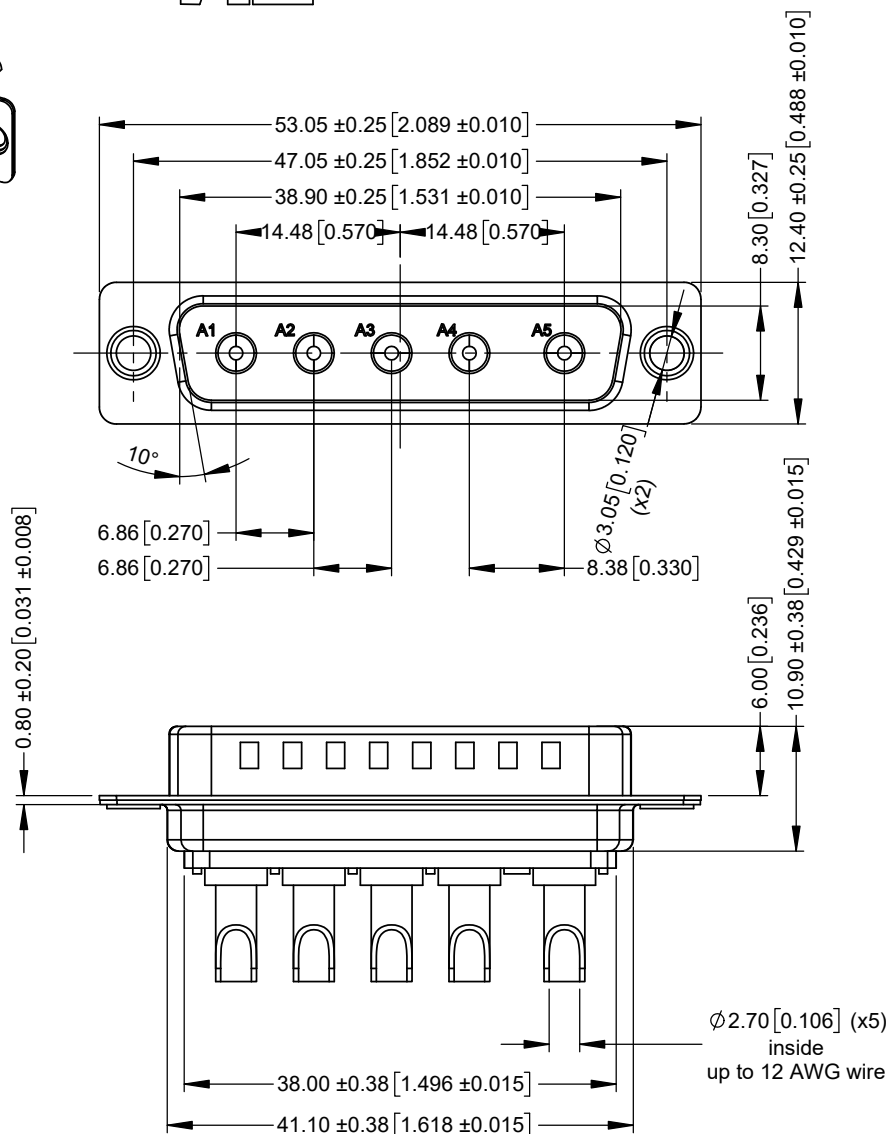


\* UNLESS OTHERWISE SPECIFIED TOLERANCES  
ON DECIMAL IS: UNIT: MM UNIT: INCH  
 X.X ± 0.25 X.X ± 0.010  
 X.XX ± 0.13 X.XX ± 0.005  
 X.XXX ± 0.05 X.XXX ± 0.002  
 X.° ± 1° X.° ± 1°  
 X.X° ± 0.5° X.X° ± 0.5°

ISSUE NUMBER	
ORIGINAL	①



SCALE 1:1



SPECIFICATIONS:

ELECTRICAL:

INSULATOR RESISTANCE: 5 GΩ  
 DIELEC. WITHSTAND VOLTAGE: 1,000 VAC R.M.S.  
 POWER CONTACT CURRENT: 20A PER CONTACT MAX  
 POWER CONTACT RESISTANCE: 2 mΩ MAX.  
 WORKING VOLTAGE: 250V

MATERIAL:

INSULATOR: PBT UL94 V-0, BLACK  
 SHELL: STEEL, Ni PLATED  
 CONTACTS: COPPER ALLOY, FULL GOLD FLASH

GENERAL:

OPERATING TEMPERATURE: -55°C ~ 125°C  
 PROCESS TEMP.: 230°C

THESE DRAWINGS AND SPECIFICATIONS ARE THE PROPERTY OF MH CONNECTORS AND SHALL NOT BE REPRODUCED, COPIED OR USED AS THE BASIS FOR THE MANUFACTURE OR SALE OF APPARATUS WITHOUT WRITTEN PERMISSION.

DRAWN	E.P	DATE
		02-05-23

APPROVED	S.R	DATE
		02-05-23

SCALE	SHEET OF	REV:
NA	1 OF 1	1

DRAWING No	MHCDS5W5P2
------------	------------



THIS SERIES FULLY CONFORMS TO THE EUROPEAN UNION DIRECTIVES 2015/863/EU AND 2011/65/EU FOR RoHS COMPLIANCY.



MH CONNECTORS,  
DIVISION OF EDAC